



TW110

COMPACT WHEELED EXCAVATOR



WORKS FOR YOU.™

GREAT AT WHAT IT DOES

The high-performance excavator

The Terex® TW110 wheeled excavator offers such strength, that it can often take on tasks that would normally require a larger unit. Thanks to the extra high lifting power, the 11 ton machine can transport even extremely heavy loads over construction sites and, thanks to the responsive hydraulics, position them in just the right place with ease. The particular capabilities in terms of the material logistics, make this machine very interesting for civil engineering and road construction in particular, but also in gardening and landscaping when branches and tree trunks have to be handled and loaded specifically by the grab.

Equipped with the latest EU Stage IIIB/EPA Tier 4 interim-complaint engines, the TW110 excavator is fuel efficient and environmentally friendly. The built-in Terex Smart Control System increases efficiency by allowing the driver to adjust the excavator's power to match the job application, reducing wasted energy and time.

With more than 50 years of experience in wheeled excavator technology, Terex has extensive specialist knowledge – a prerequisite for the design of a high quality, durable machine for use in a wide range of applications.

Technical data

Operating weight	11 - 12.5 t
Engine power	85 kW (116 hp)
Bucket capacity	149 - 477 l
Digging depth	4.3 - 4.65 m
Reach	8.3 - 8.65 m



COMPACT WHEELED EXCAVATOR TEREX® TW110



GAIN THE ADVANTAGE



Terex Fingertip Control
for precise work cycles.

**4 independent, additional
control circuits for operating
common work attachments.**

**Working hydraulics are completely
independent from the travel drive.
So the output is available whenever
and wherever it is required.**

**Up to 36 km/h travel speed for
quick movement between sites.**

COMPACT WHEELED EXCAVATOR TEREX® TW110

Terex Smart Control system for efficient working and operation.

Ergonomic ROPS cab (FOPS optional) with excellent visibility and comfort.

Powerful, economical, and environmentally friendly engine EU Stage IIIB / EPA Tier 4 interim.

Hydraulic, temperature-controlled reversing fan for effective cooling.

Stable even with heavy working loads. Short tail – ideal for use in space-constrained applications.

Jolt free automatic drive with additional accelerator pedal for sensitive movement of the machine.

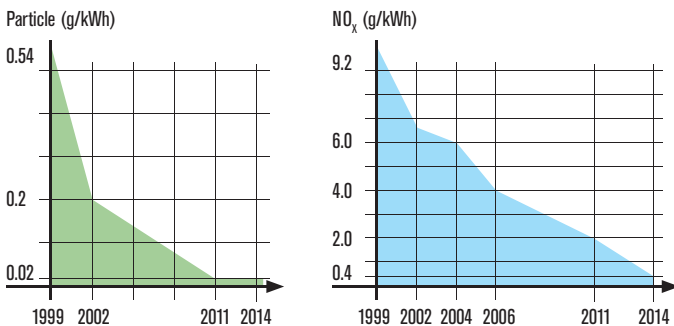
14° oscillating axle for stability even on uneven ground.

WORK EFFICIENTLY

The engine

The Terex® TW110 is powered by an EU Stage IIIB/ EPA Tier 4 interim compliant engine. An exhaust after treatment reduces pollutants by up to 90%, including nitrous oxides (NO_x), hydrocarbons (HC) and particulate matter (PM). This is achieved due to an improved combustion and injection system and a diesel oxidation catalyst (DOC). The engine does not require a particulate filter.

- ▶ 13% more power.* 85 kW (previously 74.9 kW) gives the wheeled excavator a noticeable increase in performance during work cycles.
- ▶ 10% less fuel consumption.*



Charts show the legal guidelines



REVERSING FAN

The hydraulically driven reversing fan is temperature controlled. The cooling output adjusts automatically to the cooling requirements of the engine, so the fan only runs when necessary. This saves fuel and protects the engine. The driver can turn on the fan manually when required. Cleaning through reversing can be both automatic or manual.

THE AUTO-IDLING SYSTEM

The auto-idling system (as standard) saves fuel. When inactive the engine switches to idle – reducing emissions and operating costs.

* compared to previous model

COMPACT WHEELED EXCAVATOR TEREX® TW110





The cab

With the ergonomically designed cab, the operator has an extraordinarily comfortable environment for excellent operator productivity.

From the clear, well-structured display, and the generously sized manual holder, to the soft touch interior and the optional climate controls – it's clear that the workstation in the Terex wheeled excavator is designed for the driver.

DISPLAY AND INSTRUMENTS

For more visibility and comfort – work functions and machine information are in a central position and can be assessed at a glance. The data display has a similar display to a smart phone, using tiles. The 7" anti-reflective screen is very clear and is also used as a monitor for the optional rear view camera.

THE KEYPAD

Extra wide pressure areas on the keypad help make selecting functions easy while wearing gloves, including the optional immobilizer.



OTHER BENEFITS

- ▶ ROPS certified cab (FOPS optional).
- ▶ Tilting cab for easy service access.
- ▶ Enhanced visibility with additional mirrors.

**COMPACT WHEELED EXCAVATOR
TEREX® TW110**

EXPERIENCE COMFORT



COMPACT WHEELED EXCAVATOR TEREX® TW110

CONTROL WITH PRECISION



Terex Smart Control (TSC)

The Terex Smart Control system has been developed exclusively by Terex and offers the driver excellent control over the excavator. Many excavator functions can be accurately adjusted to suit the driver and the construction site. This increases the efficiency and productivity of the excavator.

EXEMPLARY MACHINE CONTROL

- ▶ **Hydraulic control circuits** are quick to operate. The litre quantity of the control circuit is also adjusted as a percentage during continuous operation, via the bar graph, according to the application and attachment.
- ▶ **Eco mode** is switched on at the touch of a button.
- ▶ **Climate control**
Heating and defrosting can be set exactly to the desired conditions, automatic air conditioning optional.

OTHER BENEFITS

- ▶ Pilot control for all control elements, which enables non-jolting, comfortable working cycles.



Terex Fingertip Control

The sensitive inputs on the joystick enable a high level of precision and operator comfort. The dual-circuit hydraulics system with load-independent flow distribution (LUDV) allows simultaneous work movements that are independent of each other. Economic load sensing technology provides exact volume control and thereby saves fuel.





**ACHIEVE
GOALS**



COMPACT WHEELED EXCAVATOR TEREX® TW110

The undercarriage

The undercarriage combines high off-road ability with drive power. It can be configured exactly as required thanks to various equipment features and options.

▶ UNDERCARRIAGE OPTIONS

- Outriggers
- Support blade
- Front dozer blade

▶ TYRE OPTIONS

Choose between flotation tyres, twin tyres, or wide-base tyres.

▶ STEERING

2-wheel or all-wheel steering available.

▶ SPEED

With speeds of up to 36 km/h, quick movement between construction sites and locations is possible, reducing unproductive transport times.

▶ OSCILLATING AXLE.

The oscillating axle with 14° oscillating angle keeps the wheeled excavator stable even on uneven ground.

▶ LEVELLING

The optional floating function for the dozer blade makes it easier to level the ground and facilitates filling procedures or cleaning the construction site.

OTHER BENEFITS

- ▶ The hydrostatic travel drive, independent of the working hydraulics system, can also be used as an auxiliary brake system.
- ▶ Automatic drive, additional accelerator pedal for sensitive movement of the machine.



ACCELERATE RESULTS

Boom and hydraulics

Terex offers a suitable boom system for different applications, allowing excavation work to be completed quickly and efficiently.

▶ STANDARD ARTICULATED BOOM

The standard articulated boom is suitable for high-performance excavating, transportation, and accurate placement of heavy loads – the operating range is designed for the largest working areas.

▶ BOOM DIPPERSTICK

The TW110 excavator obtains more reach through a lengthened boom dipperstick with 2350 mm.

OTHER BENEFITS

- ▶ Articulated joint with wide articulation angle for excavating alongside walls.
- ▶ All cylinders fitted with end-position damping for anti-vibration operations.

WEIGHT DISTRIBUTION AND CARRYING CAPACITY

The side-mounted engine stabilises the machine, especially when the off-set excavator arm is fully extended.

HYDRAULICS WITH FOUR INDEPENDENT CONTROL CIRCUITS

The TW110 wheeled excavator increases its performance with attachments thanks to the four independent control circuits. The driver can operate both a tilt rotator, including hydraulic quick attach system, and a hydraulically driven tool, e.g. sorting grabs, tarmac cutter, or cutting unit. The control circuits can be operated at the same time as they do not affect each other.

Attachments

Increased versatility with numerous options and attachments. Tried and tested in their application:

- ▶ Light material bucket
- ▶ Standard bucket
- ▶ Ditch-cleaning bucket
- ▶ Swing bucket
- ▶ Hydraulic cutting unit
- ▶ Ripper tooth
- ▶ Hammer adapter
- ▶ Load hook
- ▶ Bolt-on load hook
- ▶ Mechanical quick attach system
- ▶ Hydraulic quick attach system
- ▶ Pallet forks





REDUCE DOWNTIME

Ease of service

A service module for the central electrical system is integrated into the service ladder: all relays and fuses are easily accessible from the ground. The hood can be opened without tools.

To comfortably climb in, the access stairs for the service hood have been lengthened towards the ground. The hood is provided with rubber buffers, which fit smoothly on the lengthened access steps, for machine protection.

No major hydraulic components are installed underneath the cab. Tilting the cab is not mandatory – but is possible when required.



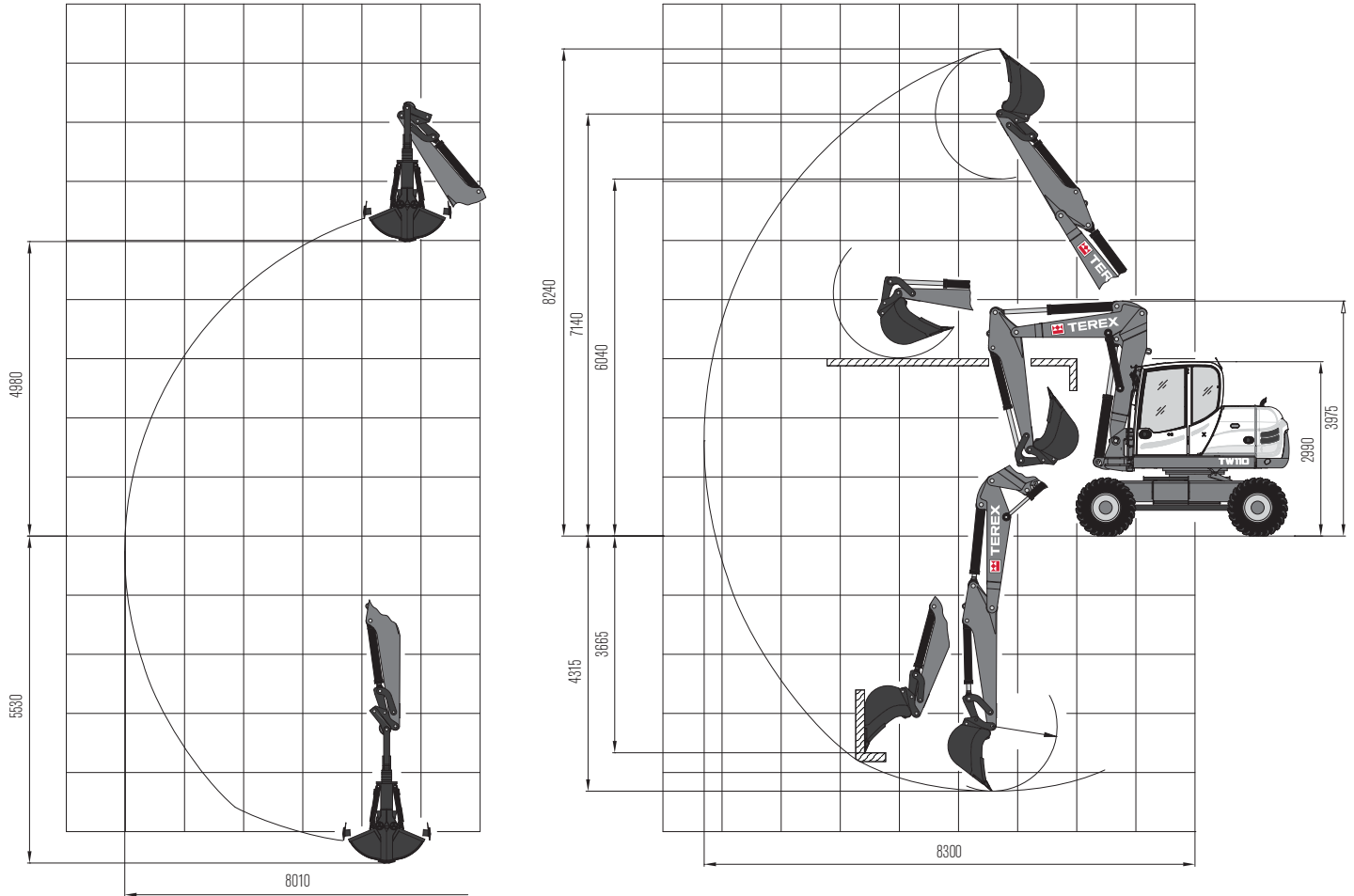
DIAGNOSTIC CONNECTOR

The diagnostic connector for engine and machine data makes maintenance and service quicker thanks to improved communication between man and machine. CAN-Bus data are shown in the display.

OTHER BENEFITS

- ▶ Easy access to the engine for straightforward maintenance.
- ▶ Daily service work can be carried out from ground-level to save time.

WORKING RANGES & DIMENSIONS: TWO-PIECE ARTICULATED BOOM



LIFTING CAPACITIES

Bucket hinge height		Load radius from center of ring gear											
		3.0 m		4.0 m		5.0 m		6.0 m		7.0 m		7.1 m	
Dipperstick 2000 mm		End	Side	End	Side	End	Side	End	Side	End	Side	End	Side
3.0 m	A	-	-	3.11	2.63	2.44	1.91	2.39	1.31	1.98	0.92	-	-
	V	-	-	2.56	2.40	1.76	1.71	1.28	1.18	0.92	0.83	-	-
1.5 m	A	4.91	3.87	3.11	2.51	2.72	1.79	2.71	1.25	1.94	0.89	1.89	0.83
	V	3.88	3.54	2.51	2.30	1.77	1.62	1.20	1.13	0.83	0.78	0.80	0.74
0 m	A	6.50	3.60	3.88	2.36	3.00	1.68	2.57	1.22	1.79	0.88	1.79	0.85
	V	3.65	3.31	2.35	2.21	1.65	1.54	1.18	1.12	0.84	0.79	0.82	0.76
-0.9 m	A	7.26	3.43	4.25	2.16	3.34	1.50	2.51	1.11	1.77	0.86	-	-
	V	3.43	3.25	2.27	2.04	1.59	1.43	1.15	1.03	0.87	0.81	-	-

All values in tons (t) were determined acc. to ISO 10567 and include a stability factor of 1.33 or 87% of the hydraulic lifting capacity. All values were determined with load hook. If a bucket is attached, the difference weights bucket minus load hook must be deducted from the permissible payloads. When used for load hook applications, excavators must be equipped with hose-rupture valves and overload warning device in compliance with EN 474-5.

Working equipment: Two-piece articulated boom, twin tyres, dipperstick 2000 mm
 Abbreviations: S = Supported by blade, T = Traveling

DIMENSIONS

Fig. 1: Excavation within the entire width of the machine

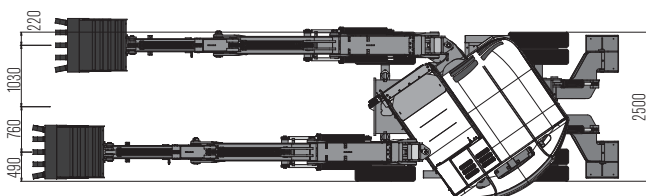


Fig. 2: Working envelope

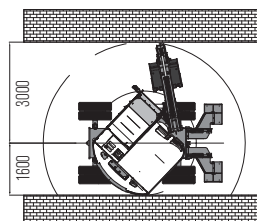
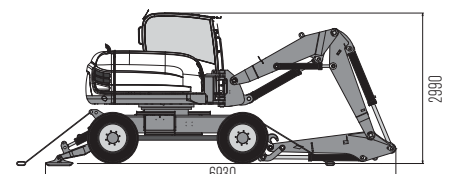


Fig. 3: Transport position



SPECIFICATIONS

ENGINE

Manufacturer, model	Deutz, TCD3.6 L4
Type	4-cylinder turbo diesel engine with intercooler, EU Stage III B / Tier4i
Combustion	4-stroke cycle, Common Rail injection
Displacement	3600 cm ³
Net power rating at 2000 rpm (ISO 9249)	85 kW (116 hp)
Torque	400 Nm at 1600 rpm
Cooling system	Water

ELECTRICAL SYSTEM

Nominal voltage	12 V
Battery	12 V / 135 Ah
Generator	14 V / 95 Ah
Starter	12 V / 4.0 kW

TRANSMISSION

Hydrostatic travel drive in closed circuit with automatic adjustment of drawbar pull and speed irrespective of the working hydraulics. 4-wheel drive from reduction gear on front axle via cardan shaft to rear axle. Infinitely variable speed control forward and reverse. 2 speed ranges:

2 speed ranges:	
"Low"	0 – 6 kph
"High"	0 – 20 kph
4 speed ranges (high-speed version optional):	
"Low"	0 – 6 / 0 – 19 kph
"High"	0 – 11 / 0 – 36 kph

AXLES

Front: oscillating planetary drive axle, oscillating angle 13°.

Rear: rigid planetary drive axle.

TYRES

Standard	9.00-20, 14 PR twin tyres
----------	---------------------------

BRAKES

Service brake: Hydraulic pump accumulator two-circuit brake, acting on oil-immersed multi-disc brakes of front and rear axle.

Excavator brake: Acting on front and rear axle due to lockable service brake.

Auxiliary brake: Hydrostatic travel drive in closed circuit acting as non-wearing auxiliary brake.

Parking brake: Hydraulic spring-loaded brake, electrically actuated.

STEERING

Fully hydraulically controlled front axle with integrated steering cylinder.	
Max. steering angle	30°

SWING SYSTEM

Hydrostatic drive with 2-stage planetary gear and axial piston fixed displacement motor, also acts as wear-resistant brake. In addition, automatically controlled spring-loaded multi-disc brake acting as parking brake.

Swing speed	0 – 10 rpm
-------------	------------

KNICKMATIK®

Lateral parallel adjustment of boom arrangement at full dig depth.	
Angle of articulation / lateral adjustment left	54° / 760 mm
Angle of articulation / lateral adjustment right	54° / 1030 mm

FLUID CAPACITIES

Fuel tank	240 l
Hydraulic system (incl. tank 60 l)	190 l

OPERATING DATA, STANDARD EQUIPMENT

Operating weight (two-piece articulated boom "TPA") acc. to ISO 6016	11,000 kg
Total length, travel position (TPA boom)	5860 mm
Total height, travel position (TPA boom)	3975 mm
Transport dimensions: TPA boom (L x H)	6800 x 2990 mm
Total width (twin tyres)	2500 mm
Total height (top of cab)	2990 mm
Tread width	1942 mm
Wheelbase	2570 mm
Ground clearance below cardan shaft	440 mm
Turning radius	7200 mm
Uppercarriage tailswing	1600 mm
Uppercarriage frontswing	3000 mm
Working envelope 180°	4600 mm
Working envelope 360°	6000 mm
Bucket digging force acc. to ISO 6015	72,000 N
Ripping force acc. to ISO 6015	58,500 N

HYDRAULIC SYSTEM

Travel hydraulics: Closed circuit, independent from working hydraulics.	
Pump capacity, max.	180 l/min
Working pressure, max.	420 bar
Working hydraulics: Axial-piston variable displacement pump with load sensing, coupled with a load-independent flow distribution (LUDV). Simultaneous, independent control of all movements. Sensitive maneuvers irrespective of loads.	
Pump capacity, max.	190 l/min
Working pressure, max.	330 bar
The thermostatically controlled oil circuit ensures that the oil temperature is promptly reached and avoids overheating. Hydraulically driven fan with reversing function. Return filter installed in oil tank allows for eco-friendly replacement of filter elements.	
Dual gear pump for all positioning, swing movements and hydrostatic fan.	
Pump capacity, max.	76 + 38 l/min
Working pressure, max.	230 bar
Control circuit for work attachments (proportionally operated):	
Pump capacity, adjustable	20 – 130 l/min
Working pressure, max.	300 bar
Two servo-assisted joystick controls (ISO) for excavator operations.	

CAB

Spacious, sound-insulated high visibility steel cab (ROPS certified). Sliding window in cab door. Safety glass windows, thermo windows tinted in green. Skylight thermo window, bronze tinted. Panoramic rear window. Front window supported by pneumatic springs, lockable for ventilation and slidable under cab roof. Windshield washer system. Storage compartment. Preparation for radio installation. Left-hand outside rear-view mirror.

Cab heating with windshield defroster through coolant heat exchanger with continuous fan. Fresh air and recirculating air filters.

Operator's seat MSG 85 (comfort version), hydraulic damping, extra-high backrest, tilt-adjustable armrests, longitudinal-horizontal suspension, mechanical lumbar support. Lap belt.

Instrument panel on the right hand side of the operator's seat with visual & acoustic warning device, hour-meter and safety module.

Working flood lights Halogen H-3.

Sound level values in compliance with EC-directives.

WORK ATTACHMENTS

BUCKETS

Bucket, QAS	400 mm wide, capacity 149 l
Bucket, QAS	500 mm wide, capacity 200 l
Bucket, QAS	600 mm wide, capacity 254 l
Bucket, QAS	700 mm wide, capacity 308 l
Bucket, QAS	800 mm wide, capacity 364 l
Bucket, QAS	900 mm wide, capacity 421 l
Bucket, QAS	1000 mm wide, capacity 477 l
Ditch-cleaning bucket, QAS	1500 mm wide, capacity 371 l
Swing bucket, QAS	1500 mm wide, capacity 371 l
Swing bucket, QAS	1800 mm wide, capacity 430 l

OPTIONAL EQUIPMENT

BOOM OPTIONS

TPA boom, with dipperstick 1850 mm
TPA boom, with dipperstick 2350 mm

TYRES

600/40-22.5 TL Mitas (single wide-base tyres)

HYDRAULIC SYSTEM

Hydraulic installation for quick-attach system	Biodegradable hydraulic oil / ester-based HLP 68 (Panolin)
Open return	Float position - dozer blade
Terex 'Fingertip' control incl. second additional control circuit on left joystick	Terex 'Fingertip' control incl. third additional control circuit on left joystick
Switchover from ISO controls to SAE controls	Switchover from ISO controls to Schaeff controls
Bucket control change-over (in case of forklift operation)	Hose-rupture / load-retaining valves for dipperstick and intermediate boom

DRIVER'S STAND

Operator's seat MSG 95 (premium version), air damping, extra-high backrest and tilt-adjustable armrests, longitudinal-horizontal suspension, seat and backrest heating, pneumatic lumbar support.	
Climatronic	Cooler, thermoelectric

CAB

Lighting package: 1 double beam working floodlight - cab-mounted rear center, 1 working floodlight cab-mounted - front right	FOPS - skylight guard
Sliding window on right-hand side.	Yellow beacon

GRABS

Clamshell grab GS 3325, grab swing brake	set of shells 325 mm wide, capacity 150 l
Clamshell grab GS 3400, grab swing brake	set of shells 400 mm wide, capacity 200 l
Clamshell grab GS 3500, grab swing brake	set of shells 500 mm wide, capacity 250 l
Clamshell grab GS 3600, grab swing brake	set of shells 600 mm wide, capacity 325 l
Ejector	

OTHER WORK ATTACHMENTS

Ripper tooth / QAS (1 tooth)	Rototilt RT30
Hydraulic hammer	Quick-change adapter for hydraulic hammer
Auger	Bolt-on load hook for bucket rod
Fork carrier, 1240 mm wide	Forks, 1100 mm long, 100 mm wide, 45 mm high
Further work attachments available on request	

ENGINE

Diesel particulate filter (DPF)

OPTIONAL SUPPORT/DOZER SYSTEMS

Rear support blade, 2500 mm wide, incl. outrigger legs
Rear outrigger plates, flat, oscillating, incl. outrigger legs
Rear outrigger plates, rubber-coated, oscillating, incl. outrigger legs
Front dozer blade, 2500 mm wide, with installation and actuation

OTHER OPTIONAL EQUIPMENT

Steering w/ switchover from 4WS to crab steering	Working floodlight boom-mounted, left or right
Quick-attach system, mechanical (genuine Lehnhoff system), type MS08	Quick-attach system, hydraulic (genuine Lehnhoff system), type HS08
Anti-theft device (immobilizer)	Approval package for high-speed version
Additional rear weight, 350 kg	Engine-independent diesel heater with fresh air circulation and timer
Additional tool box	Rearview camera
Steering change-over in case of blade operation	Electrical refueling pump
Automatic idling system	Special coating / adhesive films
Further optional equipment available on request	

