








# TURBOFARMER



*BUILDING WITH CONFIDENCE.*



TURBOFARMER



# TECHNOLOGY IN ACTION!

Since the creation of the first Merlo machine, back in 1964, our technicians and engineers have been fascinated by research and technological innovation. They spur on our development and respond to daily challenges, overcoming apparently insurmountable obstacles.

The strength of Merlo technology lies in its capacity to manufacture cutting-edge machines that change the way people work.

Increased safety, comfort, and performance are the objectives that every design aims at achieving. This is why each new Merlo machine sets new records in terms of design, power, and respect for both mankind and the environment. Each new type becomes part of a winning team of inexhaustible power, overcoming even the most challenging obstacles.

# THE TURBOFARMER CONCEPT

## A RECORD OF INNOVATION



### **IDEAS THAT RADICALLY CHANGED AGRICULTURAL WORK**

When traditional handling methods in arable or livestock farming can't get the job done, it's time for a new idea - the family of Turbofarmer telescopic handlers.

Turbofarmer telehandlers are the results of constant research and development, as well as Merlo's experience in innovative technologies. Their key features are safety, productivity and manoeuvrability.

Turbofarmer telehandlers were the first in Europe to be type-approved for on-road towing of agricultural trailers, and they defined a new concept of strength in action. Successful in even the most challenging handling and lifting operations, thanks to their tremendous off-highway performance, they deliver high profitability and versatility in agricultural work that would formally have required several specialised or larger machines.

The Turbofarmer family offers a wide variety of models, with load capacities up to 4,100 kg and lift heights close to 10 metres.



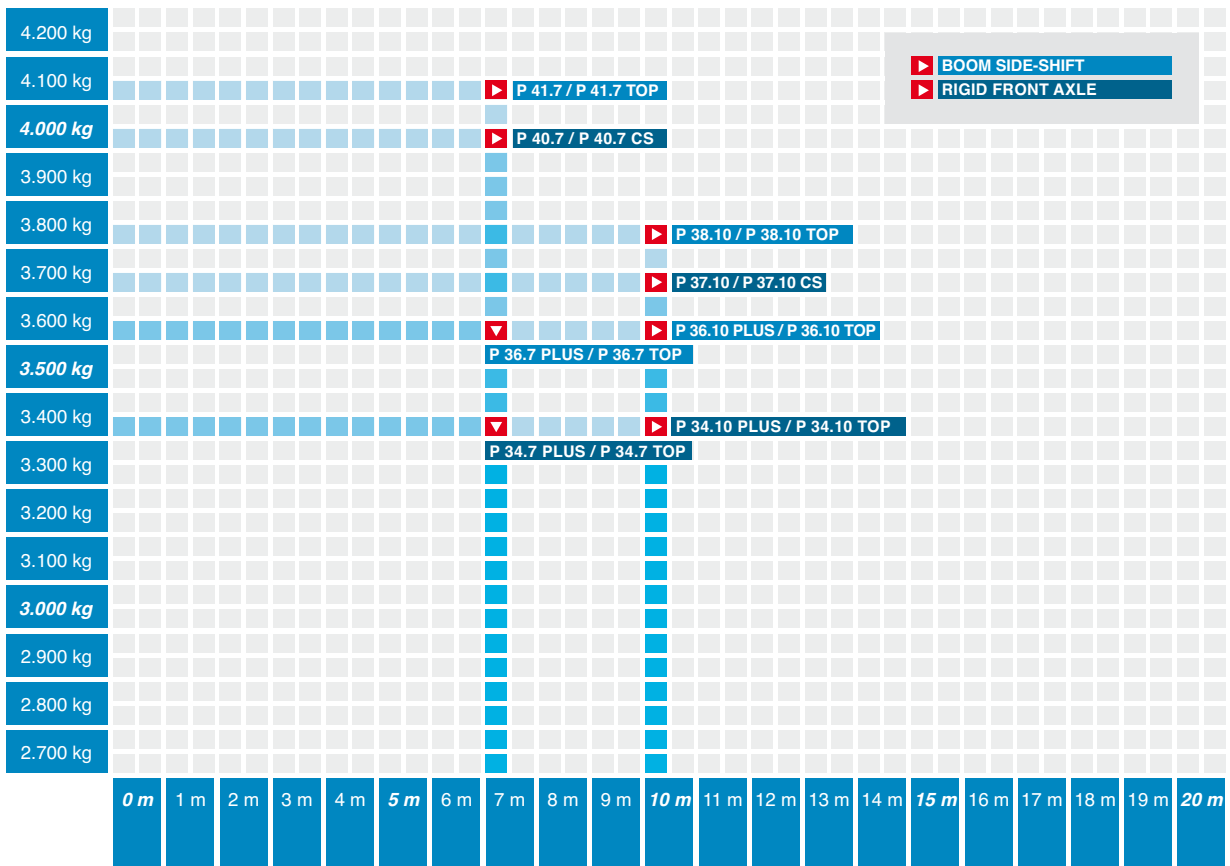
◀ **RIGID FRONT AXLE**

A more conventional machine, but offering uncompromised performance and user-friendliness.

▲ **BOOM SIDE-SHIFT**

Performance and productivity from Merlo's exclusive boom side-shift system and chassis levelling. The best there is in terms of technology and versatility at work.

**THE TURBOFARMER RANGE**



# WINNING INNOVATION TECHNOLOGY THAT'S A GENERATION AHEAD



## **AN INTEGRATED SYSTEM THAT HAS CHANGED THE WAY PEOPLE WORK**


The heart of every Turbofarmer is a hugely robust chassis with an exclusive feature – the Ring of Steel. A solid ring of 70 mm diameter steel, which has both structural and protective functions, surrounds the high-strength steel frame. Superb weight balance, functional drive/steer axles, excellent ground clearance with generous approach and departure angles, all add up to unrivalled driving performance with road travel at up to 40 kph.

Turbofarmers are built to move easily and safely on uneven terrains, even on steep slopes, and their low centre of gravity assures safe travel performance on all surfaces.

Turbofarmer telehandlers are among the safest and most comfortable of all working systems, producing the very best in reliability, quality, and profitability.

## TURBOFARMER

## WINNING INNOVATION



Hydraulically operated **frame-leveling** allows the chassis to be levelled horizontally, compensating for sloping ground.

The main chassis of the machine is surrounded by a **70 mm diameter solid ring of steel**, with both structural and protective functions.

The standard **hydraulic quick-attach** carriage allows attachments to be quickly interchanged using controls in the cab. A **double-acting hydraulic service fitted with quick couplings** provides the power for hydraulically operated equipment.

The **cab** is the **widest in its class** with a large glazed area, which offers **superb visibility** of the working and manoeuvring area.

The **continuous longitudinal stability** control system automatically blocks all aggravating movements when stability limits are about to be exceeded.

Merlo's exclusive **boom side-shift system** allows the boom to be positioned with utmost precision, without moving the telehandler.

Three alternative Merlo **suspension systems (boom suspension, front axle suspension, and cab suspension)** ensure maximum comfort and increase both safety and performance.

**"Drop portal" axles** offer a higher ground clearance than other axle designs. They are designed and manufactured in-house by Merlo to be exclusively installed on telescopic handlers.

The boom **extension mechanism** is housed entirely within the boom assembly, protecting it from site damage and ensuring maximum reliability.



# THE CAB

## A PERFECT COMBINATION OF COMFORT AND SAFETY



### A RATIONALLY ORGANIZED AND COMFORTABLE WORKING ENVIRONMENT

The cab is engineered to ensure comfort and driving safety.

Modern and sleek of design, it features the widest interior space in its sector. The steel frame complies with the international ISO 3449 (FOPS) Level 2 and ISO 3471 (ROPS) standards.

An exceptionally deep windscreen and very wide rear window (both opening) ensure excellent visibility of the working area. Excellent upwards visibility is provided by the wide shock-resistant roof glazing. Additional front and rear lights ensure excellent visibility even in poor lighting conditions. The cab is fixed upon special elastic mounts, designed to reduce vibration and increase the driver's productivity. For the same reasons, the powertrain and hydraulic control assemblies are fixed directly to the chassis, with all main services controlled electrically.

On Turbofarmer CS series models, the cab is fitted with the innovative Merlo CS (Cab Suspension) system, an exclusive technology for unrivalled comfort.





◀ The telescopic boom is controlled with a **joystick**. Depending on the model, it can be either a **proportional hydro-mechanical** device (photo left) or **fully electronic**.

▶▶ The standard **Inching Control**, operated either by a pedal or a **multi-turn potentiometer**, ensures minute control of the machine while maintaining a high engine speed; this feature is highly productive while excavating and stockpiling materials. The **high/low travel speed range selector** is electrically operated. A **Shift-on-the-Go** gearbox with **electronic synchronization** is available as an option.



▼ The **steering wheel** tilt can be **adjusted by up to 16 degrees**, to suit diverse driver shapes, sizes, and driving needs.



▲ A column-mounted **Finger-Touch electrical control lever** allows the driver to reverse driving direction without taking his hands off the steering wheel.





◀ The **cab** is **easy to access** thanks to **self-cleaning steps** and a flat, obstacle-free floor. Both upper and lower sections of the cab door can **open through a full 180°**.




▶ The **new Merlo seat** can be moved through a wide adjustment range and both seat cushion and back are equipped with supports for maximum comfort. A **pneumatic suspension** seat is available as an option.

▶ The **analogue instrument panel** displays the main operating parameters, and is equipped with a **warning light** and an audible **alarm** indicating machine stability.



▶▶ **Storage compartments** of various sizes are fitted throughout the cab module.





◀ The **front and rear windscreens** can be opened, to increase the natural ventilation in the cabin.



▶ Optional **two-position sun screens** ensure comfort, even in bright sunlight.



◀ The **rotating beacon folds down** to reduce overall height. The condensation unit of the optional air conditioning system is housed inside a functional spoiler which does not increase machine size.

### CS - HYDRO-PNEUMATIC CAB SUSPENSION

Merlo's innovative **CS (Cab Suspension)** system is a technological solution, which maximizes operator's comfort.

The hydro-pneumatic cab suspension system is the result of Merlo research and innovation, and its efficiency is evidence of the brilliant results achieved in design and technology.

The CS (Cab Suspension) system combines **hydraulic and pneumatic devices** to absorb vibrations transmitted through the ground. Depending upon the operations to be performed and the ground characteristics, the operator can choose to engage the CS system via a simple control in the cab, which can even be engaged 'on-the-go'.

Performance and effectiveness are ensured even on uneven terrain.



# THE TELESCOPIC BOOM

## THE VALUE OF SIMPLICITY



### **NOW EVERYTHING IS CLOSER AT HAND**

The telescopic boom is the core of every telehandler. It must be robust and strong - so as to ensure a good load capacity and to be safely extended. But, also very rigid (even at its maximum extension), so as to prevent undue flexing and the 'banana boom' effect. Merlo engineers have successfully created a telescopic boom assembly that has become a benchmark in the industry.

The boom sections are made of two U-shaped high-strength steel plates, longitudinally welded to each other along or close to their neutral axis. The hydraulically powered extension mechanism is fully enclosed within the boom sections and protected from site damage. The boom sections slide on special adjustable anti-friction pads, made of new-generation polymers, and exclusively used by Merlo.

The versatility of Turbofarmer telehandlers can be further increased by an almost endless list of attachments and optional equipments, which can be interchanged on the fork carriage in only a few moments. The variety of applications is vast – from handling produce to cleaning cattle sheds, stable and yards, hay bale handling, and transport of sacks and pallets.

The **hydraulic locking Tac-Lock sy-**

**stem** of the fork carriage gives Turbofarmers a huge efficiency gain against conventional, manual hook-up systems. It takes but a few moments to connect an attachment to the fork carriage.

**The hitching and locking operations are controlled directly from the cab**, while hydraulic quick-couplings make connection of the hydraulic supply simple and allows the machine to be immediately put to use.

A **connection box** is mounted on the jib head for the selection of a variety of electrically controlled equipment.

A standard **double-acting hydraulic service with quick couplings** (Photo 1) is fitted on the boom to power hydraulic attachments.

A boom-mounted **pendulum inclinometer** (Photo 2) is always visible to the driver, providing continuous measurement of the boom elevation angle.

1

The **boom extension mechanism**, together with its hydraulic and electrical components, is fitted **completely within the boom assemblies**, ensuring maximum protection and reliability.



2



▶

**Two extra boom-mounted working lights** can be optionally fitted for use at night or in marginal lighting conditions.



### BSS – TELESCOPIC BOOM SUSPENSION

The **BSS (Boom Suspension System)** system relies on simple and reliable technology to offer effective absorption of the stress and vibrations transmitted to the load during handling and transport operations.

A **hydraulic circuit with pneumatic pressure dampers** controls the system, and allows the jolts of the telescopic boom to be significantly reduced while driving either at high speed or on uneven terrain.

A cab-mounted switch allows the operator to either disable the boom suspension system (letting the telescopic boom work in a conventional way) or enable the automatic damping system.



# BOOM SIDE-SHIFT

## EXCLUSIVE PRECISION



### THE FREEDOM OF AN UNEQUALLED VERSATILITY

Machine stability and precise, smooth handling are undoubted requirements for assessing the safety and productivity of any telescopic handler. To provide a technological answer to these needs, the Merlo Research Centre developed the brilliant boom side-shift system, which is standard on many Turbofarmer models and unique to Merlo.

Its effectiveness results from a smooth lateral movement of chassis and boom with respect to the longitudinal axis of the machine. This movement is controlled by the operator with utmost precision, and always ensures maximum stability in full compliance with load charts, throughout the working area and irrespective of the amount of the side-shift.

With systems available to other telehandlers – such as an additional hydraulic device installed on the boom head for fork side-shift – the higher the payload and the larger the sideways movement, the more likely it is that stability is jeopardized.

On Turbofarmer models equipped with Merlo's patented boom side-shift, **the entire chassis** (including the boom assembly) **can be adjusted sideways** with respect to the longitudinal axis of the machine.

This movement is made possible by the exclusive method of attaching the front axle to the machine chassis.

This design transforms the axle into a fulcrum, across which the chassis mo-

ves, controlled by a simple cab control. This **precision** is particularly useful when placing at height. It allows the driver to precisely place the load, without repositioning the whole machine.


The amount of side-shift available depends upon the Turbofarmer model and the boom extension employed.

**It can be as much as 530 mm.**

The boom side-shift function can be used in **any mode of work**, and already

included in all load charts.

When combined with the frame-levelling function, boom side-shift permits the machine to **always work in conditions of best stability.**



### FRAME LEVELLING

A **system for laterally levelling the chassis** is **integrated** with the boom side-shift mechanism on Turbofarmers so equipped.

It is operated by the action of two hydraulic cylinders upon the front axle. Using a cylinder on each of the axle beams produces a perfectly **symmetrical correction** to left or to right.

Also, unlike many systems fitted to many other telehandlers, this Merlo solution ensures a uniform spread of load across the axle, which aids in **distributing stress uniformly** throughout the structure.

When working on sloping ground, the operator has some **10% of lateral adjustment available.**



# THE SIDE-MOUNTED ENGINE

## COMPLETE ACCESSIBILITY



### INSTANT RESPONSE TO POWER DEMAND

All Turbofarmer machines have 4-cylinder turbo diesel engines, which comply with Tier 3 emission standards, with power outputs up to 103 kW (140 HP) and providing ample torque throughout their operating ranges. A prompt response to any power demand is crucial for these machines, which need power in the most diverse of conditions. The engine is mounted low down on the right-hand side of the chassis for greater accessibility and safer servicing, as technicians can work with their feet resting firmly on the ground, with all mechanical and hydraulic assemblies close at hand.

Merlo was the first telehandler company to adopt this layout, which has since become the industry norm.

The transmission is hydrostatic and utilises both variable displacement motor and pump, ensuring high performance and a wide control range at full power. The maximum travel speed is as high as 40 kph on some models.





The **high-performance engine** and efficient **hydrostatic transmission** ensure **great driving performance** and safety even on slopes.

**Permanent four-wheel drive** ensures mobility on all terrain.



**THE HYDRAULIC SYSTEM**

**LOAD-SENSING PUMP**

High-performance models are equipped with an axial piston **hydraulic pump with a Load-Sensing control** (1).

Hydraulic oil delivery automatically varies depending on the demand from the various hydraulic circuits.

This system is highly efficient in continuous heavy-duty operation, as it ensures power availability and a rapid response to controls whenever necessary, even when several machine systems need to be fed simultaneously.

Hydraulic oil flow always matches only that demanded through the joystick, **reducing fuel consumption and increasing component durability**.

**LOAD-SENSING FLOW SHARING PUMP**

In order to meet the simultaneous demand of several systems – irrespective

of the load being handled, the diesel engine rpm and the hydraulic pump delivery – models at the top of the range feature a **Load-Sensing system with a Flow-Sharing main hydraulic control valve**.

**GEAR PUMP**

Other Turbofarmer models are equipped with a **hydraulic gear pump** (2). In this case, oil delivery varies depending on the engine rpm, and can only be controlled directly via the accelerator pedal.




**THE HYDROSTATIC TRANSMISSION**

The **hydrostatic transmission**, supplied by an **independent hydraulic circuit**, has a high dynamic braking effect, so that the use of brakes can be minimised.

Oil flow, pressurised by a hydraulic pump, is sent to the hydrostatic motor, which then turns it into mechanical power. This power is then transferred to the axles through a gearbox and propeller shafts, producing permanent four-wheel drive, ensuring optimum mobility and road holding even in difficult conditions. The travel speed varies depending on the pressure applied to the accelerator pedal.

A **mechanical two-speed gearbox** is standard on the Turbofarmer range. **Shift-on-the-Go** (patented by Merlo), an electronically synchronized gearbox which allows the operator to change gears even when the machine is in motion, is available as an option.



- 1 - Axle
- 2 - Propshaft
- 3 - Hydrostatic motor
- 4 - Gearbox
- 5 - Hoses
- 6 - Hydrostatic pump
- 7 - Engine

# DROP PORTAL AXLES

IMPOSSIBLE TERRAIN? GO FOR IT!




## SAFELY CONQUER ANY TERRAIN

Drop portal axles, designed and manufactured in-house by Merlo, increase both driving satisfaction and machine stability on any terrain. Designed for heavy-duty applications, the concept places the main axle body above the centreline of the wheel hub. Compared with traditional axle design, it provides a greater ground clearance with equal-sized tyres.

Permanent four-wheel drive allows the machine to move easily even in the most treacherous situations.

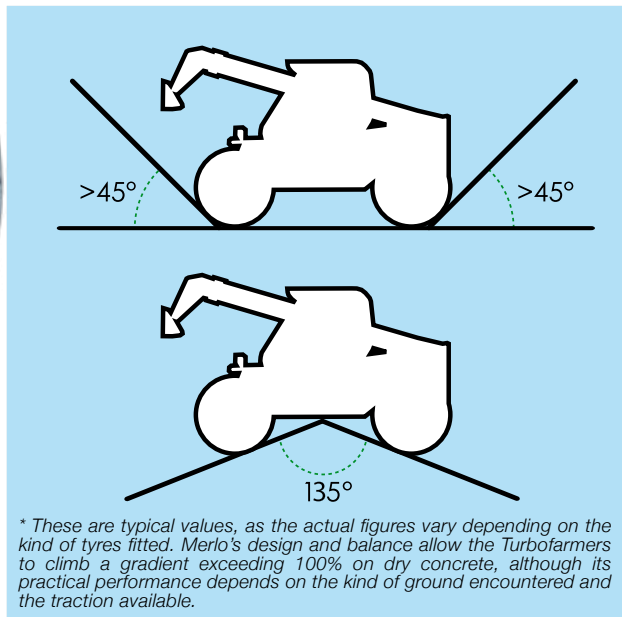
The rear axle is freely oscillating, adapting to unevenness even in extreme off-road conditions and ensuring maximum tyre grip even on steep slopes, by reducing wheel spin. If required, full differential locking is available as an option, either for the rear axle alone or fitted to both front and rear axles.



The **drop portal axles**, feature a crown and pinion wheel reduction hub, and provide exceptional ground clearance. **The drive train layout** developed by Merlo engineers reduces both noise and pitch during braking and acceleration.



Off-road performance is particularly impressive for its class, with to the **high angles of attack and departure**. Axle oscillation enhances off-road performance of the machine.



**ALL WHEEL BRAKING**

**Servo-assisted hydraulic service disk brakes, with floating callipers**, are fitted to each shaft. A dual-circuit hydraulic layout is utilised to guarantee maximum safety. An **automatic parking brake** operates when the engine is switched off (or via manual selection of the appropriate switch). This independent, spring-operated disk brake is fitted to the front axle and acts upon the main transmission propeller shaft.

**EAS – ANOTHER INNOVATION EXCLUSIVE TO MERLO**

**EAS (Electronic Active Suspension)** technology is available on Turbofarmer models fitted with the sideshift/levelling front axle and ensures the best possible suspension and optimum comfort even while driving on uneven terrain. The effectiveness of this front-axle suspension is due to the perfect combination of **hydraulics and electronics within its active system**. The vertical suspension stroke is controlled automatically and continuously depending on the terrain. The self-adjusting system ensures effective damping irrespective of the load, without requiring any adjustment by the driver. The **active system** always ensures the best possible suspension setting and, when the machine drives over an obstacle, it returns the absorbed hydraulic energy. The adjustment **depends on both the forward speed and the weight of the**

**load** being transported, and ensures the best possible exploitation of the telehandler's performance, while **offering**

**the operator unrivalled comfort and safety.**



**THREE STEERING MODES WITH AUTOMATIC WHEEL RE-SYNCHRONISATION**

The four drive wheels are all steered using a hydraulic power steering system. The operator has a choice of three steering modes:

- **Front wheel steer** (Fig. A);
- **All wheel steer** to achieve the smallest turning radius (Fig. B);
- **Crab steer** to move the machine sideways without losing longitudinal alignment (Fig. C).



# TOWING ON THE ROAD WITHOUT PROBLEM



## EUROPEAN TYPE-APPROVAL FOR ROAD USE

Back in 1996, a Merlo was the first European telehandler to be type-approved for on-road towing of farm trailers and attachments. That machine was a Turbofarmer P 28.7, a model of which tens of versions were developed and many thousands of units were manufactured. This, now long established, technology has greatly influenced the development of agricultural mechanization in Europe.

With the Turbofarmer, telehandlers have become real all-rounder in agriculture: versatile machines, which not only can lift and handle materials, but also transport them. All Turbofarmer models can be type-approved for towing - with towing capacity approved up to 21 tons, where permitted by local regulations.

Braking systems, type-approval classes and performance may vary depending on the legislation of the countries where such models are marketed, but two aspects remain unchanged everywhere: the safety and the versatility of a product that has radically changed the way people work.

▼  
 A **rear-fitted double-acting hydraulic service** provides the power for hydraulically operated equipment on either the trailer or the agricultural attachment being towed. A **standardized electrical outlet** is available to power trailer lights.



▲  
 The **rear tow hook** is **homologated to European Standards** and is available in many forms, to suit the actual towing requirement. The maximum permitted towing capacity of 21 tons is subject to reduction according to local regulations.



# MERLO ATTACHMENTS

## UNLEASH THE POWER OF VERSATILITY



### **MANY MACHINES IN ONE**

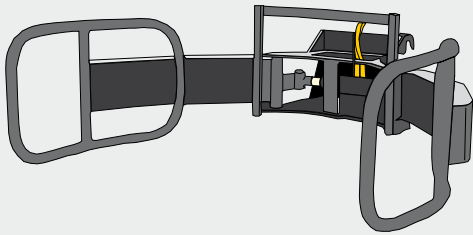
Merlo attachments are a great concept that has further enlarged the tremendous versatility of Turbofarmer telehandlers. For all models there are countless technologically advanced working tools, which maximise their potential, enhance their versatility, and optimise their use in any sector. The excellent performance and characteristics of Merlo attachments are the result of integrating their engineering with the base machine design, as well as of an exclusive manufacturing process.

When equipped with Merlo attachments, Turbofarmer telehandlers offer efficiency, profitability, and significant cost savings.

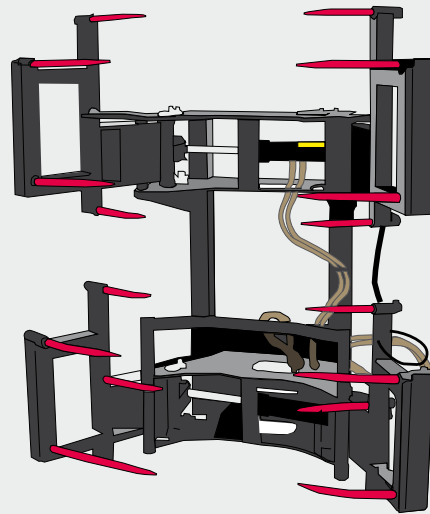
It takes just a few moments to connect any Merlo attachment to the front carriage, and to meet alternate lifting, transport, loading/unloading and precision handling needs promptly and effectively.

Merlo multifunctional systems are always ready to get to work in countless different applications, and to offer their best in terms of versatility, quality, profitability and, most of all, safety.

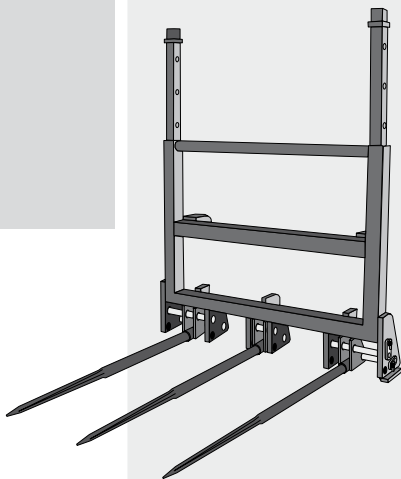
WRAPPED ROUND BALE CLAMP



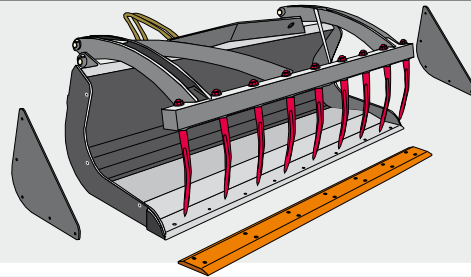
HAY BALE FORK



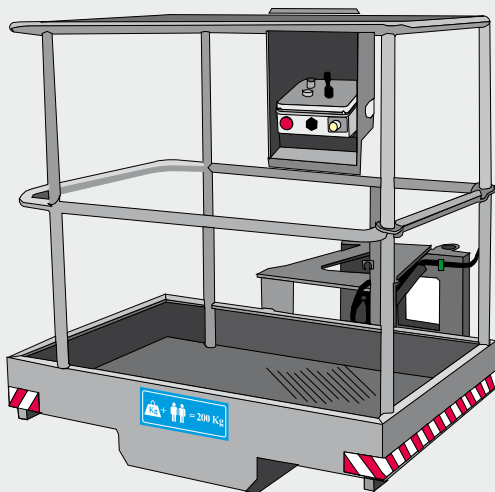
HAY FORK



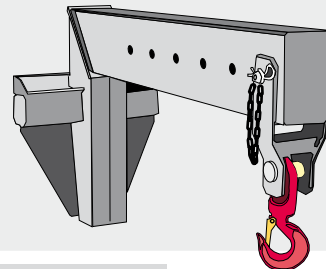
MULTI-PURPOSE BUCKET WITH GRAB



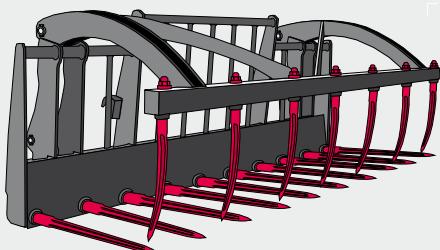
AERIAL WORK PLATFORM



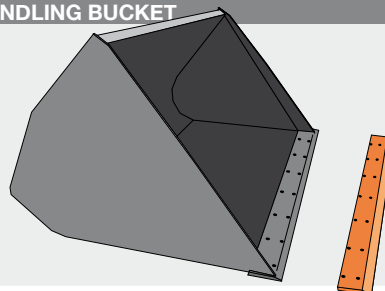
CRANE JIB



MANURE FORK WITH GRAB




RE-HANDLING BUCKET



# THE MERLO WORLD

ANOTHER PLANET!



#### INTERNET

Let the Merlo world enthuse you on the Internet. Visit [www.merlo.com](http://www.merlo.com)

#### MERLO SERVICE

Nobody knows the needs and expectations of telehandler users better than we do, and our customers are aware of that. They know they can rely on **highly skilled service technicians** wherever there is a Merlo machine in operation.



#### A GLOBAL PRESENCE

Over **600 sales and service partners in the world** bring you those values that can only be ensured by experience and innovative technologies. Choosing Merlo means finding out the advantages offered by safe, reliable and comfortable machines from which you can really demand the most.



#### MERLO FINANCE

A **range of customised financial products**, with competitive economic conditions, administrative efficiency and procedural simplicity. All complemented by value-added services, such as customised insurance and contract documentation.

#### WELCOME ON BOARD

You can have **guided tours** in our plants and get to know our manufacturing and commercial organisation. You will find out that what we have is an integrated, full-cycle manufacturing process, not a mere assembly of components.



**MERLO PROJECT**

A breeding ground for ideas and the beating heart of advanced research. **This is where today's concepts and plans turn into tomorrow's technologies**, as well as into strong machines that are impressive when they are standing still and truly amazing when in operation.



**SAFETY FIRST**

**Dynamic crash tests**, falling object protection and **structural strength tests** expose all machine systems to stress factors.

A Turbofarmer telehandler must pass all these tests and many others before being manufactured in mass production.

**CFRM - MERLO TRAINING AND RESEARCH CENTRE**

The best technical skills and the most effective educational tools - certified by both **ISPESL (Italian Institute for Work Safety and Work Accident Prevention)** and **IPAF (International Powered Access Federation)** - are available to learn safe machine operation, irrespective of its kind, make or model. [www.cfrm.it](http://www.cfrm.it).



**MERLO NEWS**

This magazine, **rich in technical information and interesting articles**, is aimed at all those who work with telehandlers and lifting machines/equipment. Register on [www.merlo.com](http://www.merlo.com) to receive it for free.


**ISO 9001:2008**

Through the application of strict management procedures to each business process, our **Quality Assurance System** ensures those results that have allowed us to gain the trust of thousands of customers all over the world.



**TECHNOLOGICAL RECORD**

Our **modern manufacturing facilities** are the best available in the industry today: laser cutting centres, electrostatic powder coating, robotised processes, modern automated working centres. All of this allows us to set a technological record, without parallel.



**MERLOMOBILITY**

It's your personal assistant, meeting all your **infomobility** needs and allowing you to manage all your vehicles and machines **in real time, 24/7 all year round**. It's your telecommunications partner for diagnostics, logistics and operational planning.

# TECHNICAL DATA

## LET FIGURES SPEAK FOR THEMSELVES

CHARACTERISTICS AND PERFORMANCE	P 34.7	P 34.10	P 37.10	P 40.7	P 36.7	P 36.10	P 38.10	P 41.7
<b>Base model</b>			<b>Base</b>	<b>Base</b>			<b>Base</b>	<b>Base</b>
<b>Plus / L Plus model</b>	<b>Plus</b>	<b>Plus</b>			<b>Plus</b>	<b>Plus</b>		
<b>Top model</b>	<b>Top</b>	<b>Top</b>	<b>Top</b>	<b>Top</b>	<b>Top</b>	<b>Top</b>	<b>Top</b>	<b>Top</b>
<b>CS model</b>			<b>CS</b>	<b>CS</b>				
Total weight unladen, with forks (kg)	6950	7450	7800	7450	7200	7950	8000	7450
Maximum load capacity (kg)	3400	3400	3700	4000	3600	3600	3800	4100
Maximum lift height (m)	7	9,7	9,7	7	7	9,7	9,7	7
Maximum forward reach (m)	3,6	6,3	6,3	3,6	3,6	6,2	6,2	3,6
Lift height at maximum load capacity (m)	7	5,5	5	6	7	8	8	7
Forward reach at maximum load capacity (m)	1,5	1,6	1,4	1,2	1,5	1,6	1,4	1,3
Load capacity at maximum lift height (kg)	3400	1200	1200	3500	3600	3000	3000	4100
Load capacity at maximum forward reach (kg)	1350	600	600	1350	1350	600	600	1350
Boom side-shift (mm)	-	-	-	-	±190	±265	±265	±190
Frame levelling (%)	-	-	-	-	±10	±10	±10	±10
Turbocharged engine (make/cylinder)	Deutz/4	Deutz/4	Deutz/4	Deutz/4	Deutz/4	Deutz/4	Deutz/4	Deutz/4
Tier 3 engine power (kW/HP)	88/120 <sup>(1)</sup>	88/120 <sup>(1)</sup>	103/140	103/140	74,9/102	74,9/102	103/140	103/140
Speed in 1 <sup>st</sup> gear (kph)	11 <sup>(2)</sup>	11 <sup>(2)</sup>	11 <sup>(2)</sup>	11 <sup>(2)</sup>	11 <sup>(2)</sup>	11 <sup>(2)</sup>	11 <sup>(2)</sup>	11 <sup>(2)</sup>
Speed in 2 <sup>nd</sup> gear (kph)	40	40	40	40	40	40	40	40
EAS hydropneumatic suspension	-	-	-	-	○	○	● <sup>(3)</sup>	● <sup>(3)</sup>
BSS hydropneumatic suspension	○	○	○	○	○ <sup>(4)</sup>	○ <sup>(4)</sup>	○ <sup>(5)</sup>	○ <sup>(5)</sup>
Fuel capacity (l)	155	155	155	155	155	155	155	155
Gear pump hydraulic system (bar-l/min)	210-102 <sup>(6)</sup>	210-102 <sup>(6)</sup>	-	-	210-102 <sup>(6)</sup>	210-102 <sup>(6)</sup>	-	-
Load-Sensing hydraulic system (bar-l/min)	210-132 <sup>(7)</sup>	210-132 <sup>(7)</sup>	210-132 <sup>(5)</sup>	210-132 <sup>(5)</sup>	210-132 <sup>(7)</sup>	210-132 <sup>(7)</sup>	210-132 <sup>(5)</sup>	210-132 <sup>(5)</sup>
LS Flow-Sharing hydraulic system (bar-l/min)	-	-	210-132 <sup>(8)</sup>	210-132 <sup>(8)</sup>	-	-	210-132 <sup>(7)</sup>	210-132 <sup>(7)</sup>
Hydraulic oil capacity (l)	105	105	105	105	105	105	105	105
Electrical circuit (V)	12	12	12	12	12	12	12	12
Battery (Ah)	100	100	100	100	100	100	100	100
FOPS (ISO 3449) and ROPS (ISO 3447) cab	●	●	●	●	●	●	●	●
CS hydropneumatic suspension	-	-	● <sup>(9)</sup>	● <sup>(9)</sup>	-	-	-	-
Electro-mechanical joystick control	●	●	● <sup>(5)</sup>	● <sup>(5)</sup>	●	●	● <sup>(5)</sup>	● <sup>(5)</sup>
Electronic joystick control	-	-	● <sup>(6)</sup>	● <sup>(6)</sup>	-	-	● <sup>(7)</sup>	● <sup>(7)</sup>
Tac-Lock attachment coupling	●	●	●	●	●	●	●	●
Auxiliary boom hydraulic service	●	●	●	●	●	●	●	●
Hydrostatic transmission	●	●	●	●	●	●	●	●
Finger-Touch direction reversing control	●	●	●	●	●	●	●	●
Inching-Control	●	●	●	●	●	●	●	●
Permanent four-wheel drive	●	●	●	●	●	●	●	●
Automatically locking parking brake	●	●	●	●	●	●	●	●
Four cab working lights (2 F + 2 R)	●	●	●	●	●	●	●	●
Manual battery isolator	●	●	●	●	●	●	●	●
Tyres	405/70-24	405/70-24	405/70-24	405/70-24	405/70-24	405/70-24	405/70-24	405/70-24
Shift-on-the-Go synchronised gearbox	○	○	○	○	○	○	○	○
Differential lock (F + R or only R)	○	○	○	○	○	○	○	○
Manual air conditioning system	○	○	○	○	○	○	○	○
Tractor type approval	○	○	○	○	○	○	○	○

(1) 74,9 kW (102 CV) on Plus model; (2) 16 kph with the Shift-on-the-Go optional gearbox; (3) Optional on base models; (4) BSS and EAS suspension can not be fitted together; (5) base model; (6) Plus model; (7) Top model; (8) Top and CS models; (9) CS model.  
● Standard. ○ Optional.

The Turbostar telehandlers described in this document may feature optional or special equipments, which are not part of the standard equipment and are supplied upon request. Not all models or versions are available in all countries, due to regulatory restrictions. For further information on models and their equipment please contact your Merlo dealer. Information and technical data are those available at the time of printing. Merlo reserves the right to modify and update the contents of this document following technological evolution.



MKT MERLO • U 44T XG



**MERLO S.P.A.**

Via Nazionale, 9 - 12010 S. Defendente di Cervasca - Cuneo - Italia

Tél. +39 0171 614111 - Télécopieur +39 0171 684101

[www.merlo.com](http://www.merlo.com) - [info@merlo.com](mailto:info@merlo.com)