

**EDGE**<sup>LINE</sup>  
RAISE YOUR GAME


ARTICULATED CRANES WITH ULTIMATE PRECISION AND  
LIFTING CAPACITY

**HC 231** 





# RAISE YOUR GAME HYVA PERFORMANCE




## TOP SOLUTIONS

### 1 TPP

- **Top protection painting** - Top quality cataphoresis treatment and paint process on all crane components ensures higher value retention and durability.
- Bolts and nuts protected by Geomet® treatment: 890% more resistance against corrosion.

**Top quality protection for harsh environment**



### 2 EES

- **Extra Extension Speed** - The market is always demanding more speed along with the highest possible safety. EES is the answer. Through the use of a specially designed counterbalance valve, this system increases the extension speed without affecting the crane's safety.

**Save time, precise work, increase efficiency**



### 3 LAS

- **Liftrod Articulating System** - Joins forged double linkages on the column and second boom. Its design raises the mechanical advantage of the articulation to provide consistent force through all working angles.

**Precision and versatility for all working positions**



### 4 DLD

- **Dynamic Load Diagram** - After the stabilization, operator can select the load to be lifted. Display shows the permitted crane outreach based on the stability and the load selected.

**Crane lifting capacity always under control in all stabilizer positions**



### 5 MT

- **Magic Touch System** - Allows the driver to open the crane from transport position to working position and back by pushing a single lever on the radio transmitter (or a button on the display).

**Crane Automatic folding/unfolding**



### 6 SDS

- **Smooth Descent System** - Uses a special counterbalance valve to reduce boom oscillation, the result for the user is incredible precision in unloading operations.

**Control and precision of the movement**





## TECHNICAL SOLUTIONS TO RAISE RELIABILITY AND SAFETY

### Safety first: always stable



- More than 40 stabilizer configurations to ensure safe positioning of the truck in all ground conditions.
- Automatic turning stabilizers are the smart solution. Equipped with a double effect cylinder, they provide effortless movement.

### Working flexibility: performance in any situation



- Negative angle between first/ second boom produces the most versatile crane structure available. The result is working flexibility - easier access to confined and low ceiling spaces.

### Electronics in mind: guaranteed in all conditions



- All electrical components have IP69K enclosures which offer complete protection against water jet and dust penetration providing higher durability and less down time.

### Safety Performance Efficiency



#### H3XL

With a 3" TFT display and ergonomic keyboard, the crane operator can select optimum functional parameters. The system controls the stability with 2-step beam outreach monitoring and continuous slewing control.




#### H4XL

A 7" colour display with integrated keyboard gives the operator a higher level of awareness of the crane operation and allows selection of the best parameters for effective use. The system detects the exact position of the beams and proportionally calculates the stability.

## SMART AND USER-FRIENDLY CONTROLS

Control station distinguished by operator comfort and user-friendly interface derived from dedicated ergonomic and user preference studies



**7" color display**  
Simple and quick access to all the functions and information

**Vertical stabilizers levers**  
Safe and fast. Excellent supervision of stabilizing operation

## OUR INNOVATIONS ARE CHANGING THE GAME

Solutions that are the result of smart engineering

### DLD DYNAMIC LOAD DIAGRAM



This system, a first on truck-mounted articulated cranes, optimises stabilization, makes crane operation safer and more efficient and allows the driver to verify in advance the crane lifting capacity based on truck stability. A graphic display shows the outreach available for the load selected and the actual boom slewing position.

### MT MAGIC TOUCH



This easy-to-use function improves driver attention, promotes safety, saves time and increases productivity. Once the truck is stabilized, a graphic display allows the driver to automatically unfold the crane to a working position and fold the crane from any position to transport position.

### Wide range Radio selection (Standard)



Hetronic NOT CE



Hetronic CE Basic



Scanreco



Hetronic CE Graphic



distributor  
**Danfoss**



## A TEAM OF SKILLED AND CARING SPECIALISTS

Easy installation and smart calibration cranes, combined with a high level of service, make Hyva the best partner for your business - all over the world



## ONE CRANE, MANY APPLICATIONS

Thanks to the extensive range of accessories and attachments



Building



Construction



Energy



Environment



Gardening



Logistics



Maintenance



Mining



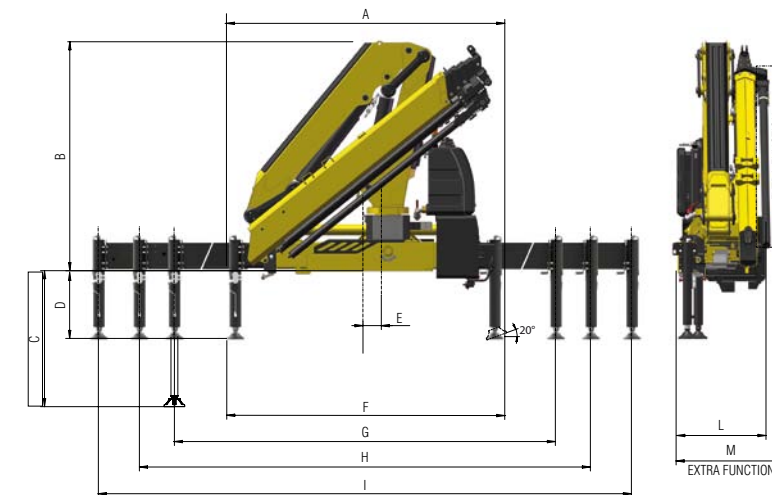
Oil&Gas



Rental


## TECHNICAL INFORMATION HC231 X

Dimensions (mm)



	E2	E3	E4	E5	E6	E3J3	E4J3	E5J2
A	2500	2500	2500	2500	2500	2500	2500	2500
B	2300	2300	2300	2300	2300	2300	2300	2300
C	1348	1348	1348	1348	1348	1348	1348	1348
D	666	666	666	666	666	666	666	666
E	150	150	150	150	150	150	150	150
F	2520	2520	2520	2520	2520	2520	2520	2520
G	4860	4860	4860	4860	4860	4860	4860	4860
H	5500	5500	5500	5500	5500	5500	5500	5500
I	7420	7420	7420	7420	7420	7420	7420	7420
L	930	930	930	930	930	1050	1050	1050
M	1050	1050	1050	1120	1120	-	-	-

## Load diagrams

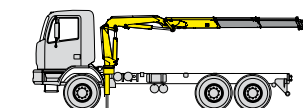


## Standard features

Designed in accordance with EN12999

Design class: HC1-HD5

- Multifunctional radio remote control
- Sauer Danfoss PVG32
- P-LCS Proportional Lift Control System
- Flanged valves
- Oil tank
- Manually extendable stabilizers
- Fixed stabilizer cylinders
- Swivel stabilizer foot
- Centralized greasing system
- EES Extra Extension Speed
- SDS Smooth Descent System
- LAS Liftrod Articulating System
- H3XL Crane control system (CE)



Recommended truck  
M.T.T. ton 19 - G.V.W. ton 19

## Technical specifications - EN12999 - HC1- HD5

		E2	E3	E4	E5	E6	E3J3	E4J3	E5J2
Lifting Moment	tm	21,7	21,2	20,7	20,3	20,0	17,5	17,4	11,7
Slewing Angle	°	415	415	415	415	415	415	415	415
Working pressure	bar	345	345	345	345	345	-	-	-
Oil tank capacity	l	130	130	130	130	130	130	130	130
Max Oil flow	l/min	70	70	70	70	70	70	70	70
Max lifting height	m	12,0	14,1	16,2	18,4	20,7	22,2	23,8	23,9
Standard crane weight	kg	2475	2625	2775	2895	2990	3285	3265	3170

**130 countries**  
**3,000 employees**  
**25,000 customers**  
**37 subsidiaries**  
**12 production facilities**



**Hyva is a leading provider of innovative and highly efficient transport solutions for commercial vehicles used in transport, construction, mining, materials handling and environmental service industries.**

**Founded in 1979 in the Netherlands, the company has a global presence with 37 fully owned subsidiaries, extraordinary service coverage and 12 manufacturing facilities in Brazil, China, Europe and India.**

For more information on Hyva, please visit [www.hyva.com](http://www.hyva.com)

or follow us on:



**Hyva Holding B.V.**  
Antonie van Leeuwenhoekweg 37  
2408 AK Alphen aan den Rijn  
The Netherlands  
Telephone: +31 (0)172 - 42 35 55  
Telefax: +31 (0)172 - 42 08 80  
[info@hyva.com](mailto:info@hyva.com)  
[www.hyva.com](http://www.hyva.com)



**Quality and  
environmental certified**

**DEALER STAMP**

Data, descriptions, and illustrations pertain only and uniquely to models sold at the time of printing of this brochure. After the date of printing, this information is purely indicative and not binding upon HYVA. Future modifications are solely at the discretion of HYVA and are always in compliance with applicable and pertinent safety standards. To obtain updated data, descriptions, and illustrations, contact the manufacturer or your reseller. Cranes manufactured and/or marketed by HYVA. HYVA is not responsible for the special applications depicted. Crane applications and accessories described herein are only examples. Some applications and equipment shown may not be approved for use in CE countries or other areas. It is the installer's responsibility to ensure that the crane is applied correctly, and that its application, installation, and accessories maintain safety and comply with all local laws.