



Combi Pack


1250 MC, 1500 MC
Combination baler and wrapper




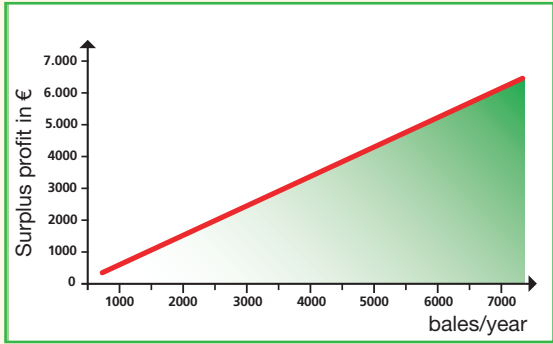


Combi Pack

Intelligent combinations reduce cost



- The first fully integrated baler/ wrapper combination on the market 
- Complete automated operation
- 1.95 m (6'5") pick-up for high performance and completely clean collection
- Multi-Cut rotary chopping mechanism with up to 17 knives for top bale density
- Integrated KRONE silage wrapper with twin satellite pre-stretcher arms
- Film pre-stretcher takes both 500 mm (1'8") and 750 mm (2'6") film, film pre-stretch setting of 50% or 70%
- Tandem axle as standard with low ground pressure tyres



The calculations add up
 A glance at the cost benefit calculations of various round bale silage making processes show clearly that the use of an integrated baler/wrapper is cheaper than a conventional baler and independent wrapper.

Combi Pack 1250 MultiCut	4
Combi Pack 1500 MultiCut	6
Twin arm wrapper	8
Machine operation	10
The specification	12
The running gear	14
Technical Data	15



Combi Pack 1250 MultiCut

Combination baler and wrapper



Grip:


the wrapping table with chain and slat conveyor technology guarantees that bales are evenly and reliably rotated in all conditions.

Precise preparation:

the bale lifter ensures the bale is correctly positioned centrally on the wrapping table even on slopes.

The film stays tight:

the bale is deposited carefully and undamaged onto the ground via the rubber mat. When baling in hay or straw and using the table as an accumulator the mat can be fastened up out of the way.



The original model from the market leader:

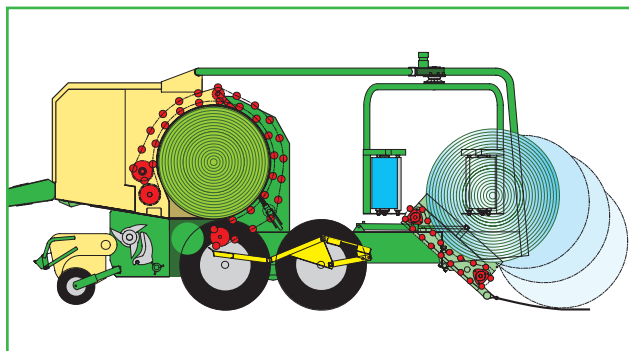
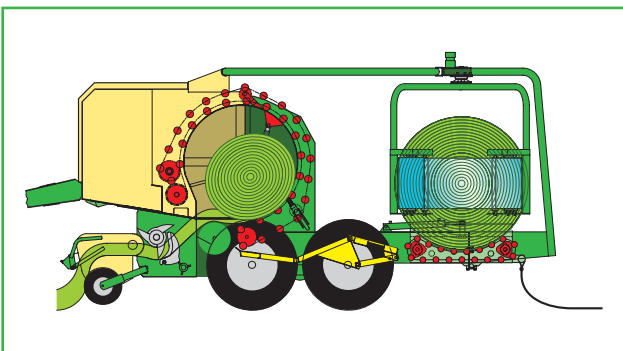
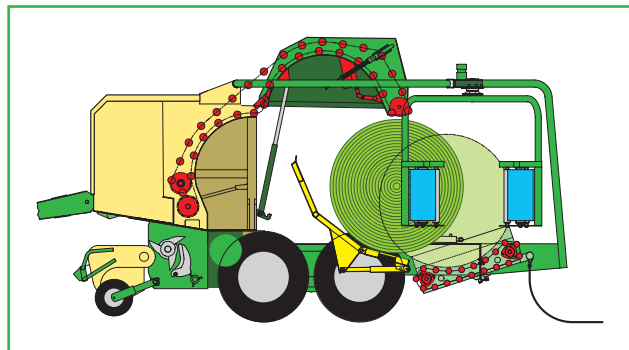
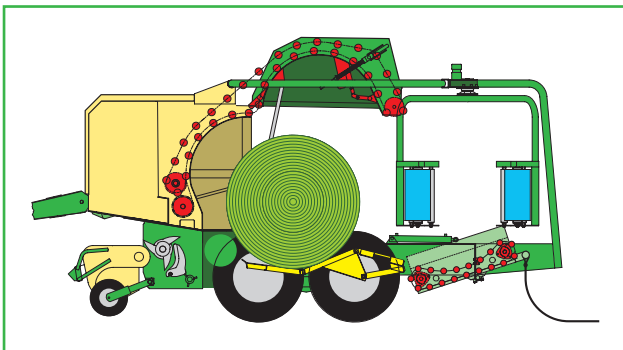
With the Combi Pack 1250 KRONE offers an integrated round baler / silage wrapper combination at the top of its class. The Combi Pack 1250 has a fixed chamber and is designed to produce bales with a diameter of 1.25 m (4'1"). Running on one tractor with one driver and the two functions of wrapping and baling being carried out simultaneously can achieve the previously impossible time and cost savings. The Combi Pack series also benefits from KRONE's tried and tested continuous chain and slat conveyor concept.



Two operations in one:

When the bale chamber is full or the preset density has been reached the driver receives a signal to stop and the netting process automatically starts. When the netting process is complete then the tailgate opens and the bale lifter places the bale on the wrapping table. The baling operation can then start again immediately while

this bale is being wrapped. After the preset number of wraps has been completed the wrapping process stops and the wrapped bale is carried on the table until the driver stops again as the next bale is ready, the wrapping table tilts to the rear and the bale is then deposited on to the ground via the rubber mat.



Combi Pack 1500 MultiCut

The baler wrapper combination with variable chamber



Perfect match:

For the Combi Pack 1500 KRONE a different transfer system has been developed so that when the back door is opened the bale is placed on the transfer table. The transfer table is equipped with an endlessly circulating elevator similar to a scraper floor concept.

The wrapping table :

The elevator slats push the bale positively and reliably on to the wrapping table even when working in difficult conditions so that even slopes do not impair the performance.

Unbeatable:

The wrapping table with its continuously circulating chain and slat conveyor is effective in every situation.

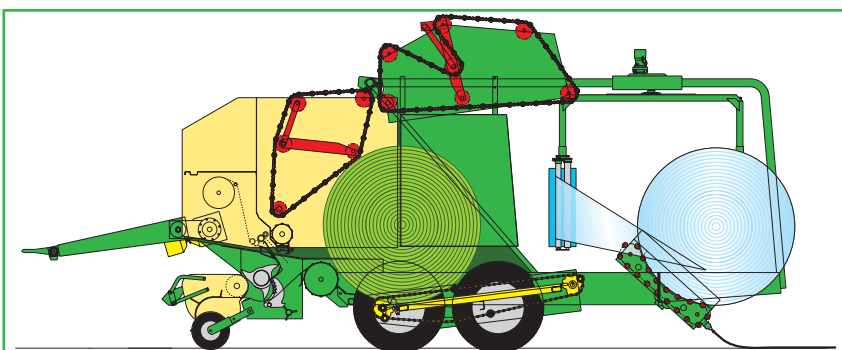
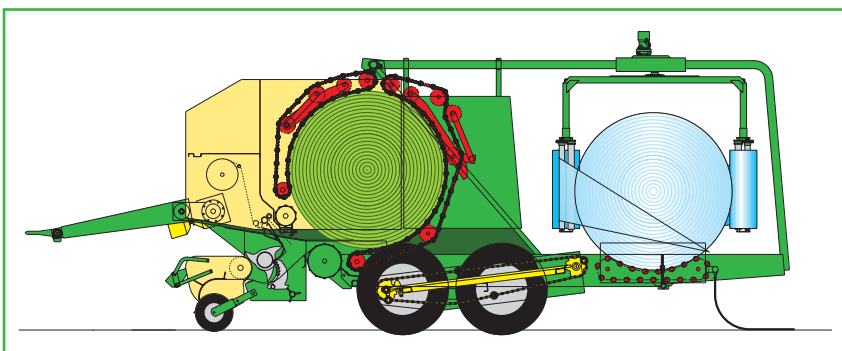
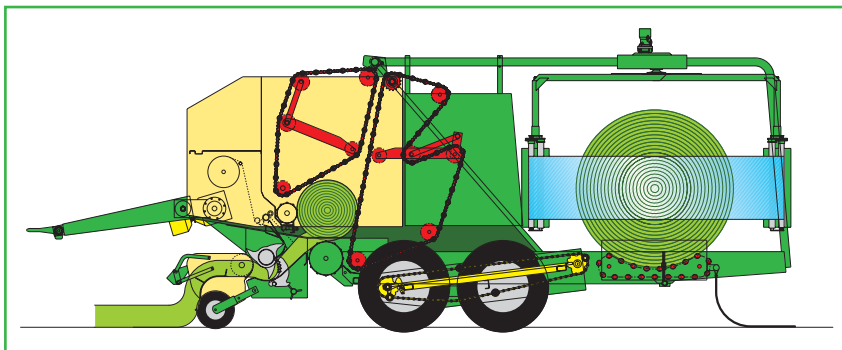


Balediameters of 1.0 (3'3") to 1.5 m (4'11")

The Combi Pack 1500 from KRONE is the world's first integrated variable chamber baler / wrapper. The baling module comes from the proven KRONE Vario Pack 1500 Multi



Cut series and bales can be produced in diameters of 1.0 (3'3") to 1.5 m (4'11"). Just like the Combi Pack 1250 the 1500 model offers the flexibility of using the wrapping table as an accumulator when baling straw with the same benefits of time saved and reduced costs.



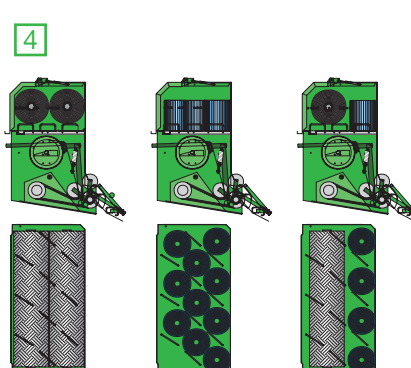

Fully Automatic:

When the bale chamber is full or the preset density has been reached the driver receives a signal to stop and the netting process automatically starts. When the netting process is complete then the tailgate opens and the bale lifter places the bale on the wrapping table. The baling operation can then start again immediately while this bale is being wrapped. After the preset number of wraps has been completed the wrapping process stops and the wrapped bale is carried on the table until the driver stops again as the next bale is ready and then, as with the Combi Pack 1250, the wrapping table tilts to the rear and the bale is then deposited on to the ground via the rubber mat.



Double pre-stretchers

Double the output



1. Get to grips:

The hydraulic drive to the chain and slat conveyor on the wrapping table and the twin satellite pre-stretcher arm are fully coordinated resulting in the optimum film overlap.

2. Couldn't be simpler:

The number of wrap layers is set on the monitor in the cab. The mechanism shown here offers the choice of 500 mm (1'8") or 750 mm (2'6") width film.

3. Double quick:

The twin satellite pre-stretcher arm shortens the wrapping time and increases the work rate. Down time for film set up are also reduced.

4. Lots of room:

The storage box has space for up to ten rolls of twine, or four of twine and two of net or three rolls of net (either 2000 (6,561'8") or 3000 m (9,842'6") rolls) giving sufficient capacity for a full working day.

Perfect in every detail

The twin satellite pre-stretcher arms fully adapt to the high operational capacity of the baler, the faster the bales are made, the sooner the wrapping table is free for the next bale.



1. The special option bale turner:

The bale is automatically turned on to its end, either to the left or right, as it comes off the wrapping table. Bales turned on end can not roll away. The ends of the bale are covered in more layers of film and so are protected from bird and stubble damage. Additionally it does away with the need for a hydraulic rotating grab on the bale collection loader.

2. Two at one blow

The bales are unloaded in pairs and are thus easier and faster to collect.



3. Simple and Convenient

Rolls of net and twine can be stored safely in the storage box that can be easily reached from the ground with no need to climb up narrow steps or ladders.

4. Film storage box:

Two generously proportioned storage boxes, one on each side hold up to a total of six rolls of either 500 mm or 750 mm (1'8" or 2'6") film.



5. Up to 70 %:

The film pre-stretch can be set to either 50% or 70% by simply changing the double spur gear.

6. Electric:

The wrapping process with net or twine is triggered either automatically upon completion of the bale or manually via an electric servomotor. The number of net wraps is set from the tractor seat.



Operating console

Comfort for the driver



The Combi Pack has an on board hydraulic supply:

Pictured here is the main gearbox with integral hydraulic pump which reduces the number of connections from the tractor.



Separate oil tank:

The on-board hydraulic system with a separate oil tank means that the hydraulic function is independent of the tractor and the oil supply to the wrapper is kept constant.



Everything at a glance

On the KRONE Combi Pack one operating console controls both the baler and the wrapper reducing the demands on the driver and hence all the baling and wrapping functions are automatically coordinated and controlled. The driver is then allowed to concentrate on driving increasing the output.



1. Driver comfort:

The KRONE „Comfort Kit“ is renowned for its clear, functional and simple operation. The driver is kept informed of all the combination functions through both visual and acoustic alarms and can intervene in the wrapping process at any time, via the control panel, at the press of a button.

2. High quality components well laid out:

The compact electromagnetic valve block guarantees the highest level of reliability and serviceability.

3. Just in case:

the emergency stop button brings the whole wrapping process to an immediate halt.


4. Big brother is watching:

Sensors monitor, supply data and control individual processes.



The specification

Razor sharp cut



More than cutting:

The double rows of tines set on the rotor continually feed material through the knives giving an impressive intake capacity. The narrow gap between the pick-up and the cutting rotor guarantees smooth transfer of even the shortest of crops.



Technology from the market leader:

KRONE balers have a ribbed starter roller and the top spiral roller with scraper. This provides a quick bale start ensuring the perfect bale formation every time.



KRONE MultiCut – the rotary cutting mechanism

MultiCut comes as standard with the Combi Pack from KRONE and with up to 17 knives to give a theoretical chop length of down to 64 mm (2.5") to produce the optimum cutting quality. The bales can be easily split for feeding to livestock. Bale density is increased further as the MultiCut rotary chopping mechanism cuts shorter and more precisely improving the quality of forage and additionally reduces bale numbers cutting the transport costs and reducing baling time providing extra time for other duties.



Whistle clean crop pick-up:

With a working width of 1,95 m (6'5") according to DIN 11220 and 5 tine bars makes this a outstanding performer. The crop press roller ensures a uniform crop flow and highest throughput rate without blockages.

Only from KRONE:

The central knife selection mechanism can be set for 0, 7, 15 or 17 knives.

All clear:

The hydraulic knife disengagement and foreign obstacle safety release are both standard on KRONE MultiCut balers.

Automatic servicing:

The central lubrication system with its adjustable output pump that is fed from a generous oil reservoir saves maintenance time and increases the service life of the drive chains.





The running gear

1. As standard:

The KRONE tandem axle guarantees the smooth running with the minimum of ground damage.

2. Easy on the turf:

over size low ground pressure tyres 500/45 – 22.5/8PR reduce the possibility of soil compaction.



3. Smooth running:

With the tandem axle the CombiPack can travel anywhere.

4. Safe braking:

With the portal tandem axle fitted with compressed air brakes the optimum safe road transport is assured even at speeds of up to 40 km/h (25 mph).



Technical Data

Variable round baler

		Combi Pack 1250	Combi Pack 1500
Length	app. mm	6.400 (20'12")	7.310 (24')
Width	app. mm	2.830 (9'4")	2.990 (9'10")
Height	app. mm	2.620 (8'7")	2.930 (9'7")
Track width	app. mm	2.430 (8')	2.495 (8'2")
Tyres		15.0/55 – 17/10 PR	500/50 – 17/10 PR
Working width pick up (DIN 11220)	app. mm	1.950 (6'5")	1.950 (6'5")
Bale dimensions (Ø x width)	app. mm	1.250 x 1.200 (4'1"x3'11")	1.500 x 1.200 (4'11"x3'11")
Power requirement	app. kW/hp	43/60	51/70
Electrical supply		12 Volt	12 Volt

The illustrations, dimensions and weights here do not necessarily correspond to the series model and are non-binding.

KRONE Internet



Discover the world at KRONE and browse through our website pages to find facts and figures and also new developments plus a wide range of services. Explore our website and find out how versatile the KRONE world is.



News

Click here to find up-to-the minute information about KRONE – from new product presentations to show reviews. Here you are at the pulse of KRONE life.



Products

Find extensive information on our full product range. This section holds everything you need – from video clips to manuals.



Sales organisation

Here you find a distributor in Japan as well as your local KRONE dealer who will be pleased to support you. This is where you find your KRONE partner who will be pleased to assist you.



Jobs

Would you like to join our company? KRONE is often looking for diligent and motivated staff to work at our farm machinery factory as well as at our commercial trailer production plant. So, this section is always worth a visit.



Media center

The KRONE 'database' holds thousands of documents, pictures, test reports and much more. Here you find very detailed information on KRONE products that are of special interest to you.



Events

Are you in for a KRONE live experience? Check out for KRONE events and look at a machine on show or watch it during a demonstration. After all, there is little that is more effective than a hands-on experience.



Service

Here you find all the service information you require – from a point of contact at the factory to finance schemes for your KRONE machine as well as training schemes for staff and users.



Download Center

Are you looking for a KRONE calendar for your desktop or a smart picture for your presentation? Here, at the KRONE download center, you will find plenty of useful material for a wide range of projects.



Used Machinery

KRONE often has a wide range of demonstration or exhibit machinery on offer. This is a good site to find your KRONE machine. Then contact your local KRONE dealer to arrange the details of a potential purchase.



Parts

24/7... This service gives you the opportunity to find your KRONE part at any time and without waiting. The KRONE Agroparts Portal has an article number and exact description for every part. You can order the part instantly at your local KRONE dealer by sending an e-mail to Agroparts.



KRONE shop

Are you looking for a gift or are you a collector of farm models? Then you should definitely shop around at our KRONE shop. We take your orders at any time of the day.

Your KRONE dealer

Maschinenfabrik Bernard KRONE GmbH

Heinrich-KRONE-Straße 10
D-48480 Spelle

Telefon: +49 (0) 5977.935-0
Telefax: +49 (0) 5977.935-339

info.Idm@KRONE.de
www.KRONE.de