



300 - 400



VIVID 300 - 400

BCS, an international leader in the manufacturer of agricultural and garden machinery, presents two advanced new tractors that are ready to meet the challenges of the future. The fruit of major investment and the latest production technology, the **VIVID** is a new kind of tractor; compact in size but big on performance. The **VIVID** is the end product of many years of daily interaction with customers and operators in the agricultural sector. This approach has enabled us to gather valuable market feedback, which we have applied in product refinement and innovation in order to meet the high expectations of our customers.



DESIGNED TO MEET ALL YOUR REQUIREMENTS

An essential requirement for modern tractor is the versatility to take on a multiplicity of different roles. It must be powerful, yet compact and agile, sturdy and comfortable, productive and reliable. It must be capable of meeting the increasing demands of new applications which call for a more rational, modern approach to working methods and machinery. The **VIVID** has all of these qualities—versatile, compact and sturdy—a modern design and a wide choice of options that allow you to choose the tractor that exactly matches your needs. The advanced design is practical and rational. Flexible and powerful “ecological” engines, reliable transmissions and efficient hydraulics ensure outstanding all-round performance. To find out exactly how the versatile **VIVID** can improve your productivity, contact your **BCS** dealer.

SAFETY AND ENVIRONMENTAL PROTECTION

The **BCS** engineers who designed the **VIVID** have given top priority to safety and respect for the environment. The tractors incorporate a range of features designed to promote not just the safety of the operator, but anyone within the tractor operating area.



BCS tractors are destined for customers who work in close contact with nature, and it therefore follows that environmental protection is always among our chief concerns when we design our products.

Our tractors are built making extensive use of recyclable materials. For our painting processes, we only use products with low environmental impact. Emission and noise levels comply fully with current standards.



FLEXIBILITY AND POWER

A powerful and flexible engine, when combined with a suitable transmission, power take-off and hydraulic system, is the key to increased productivity. The **VIVID** is equipped with the excellent LOMBARDINI indirect injection engines from the FOCS series. Engines that give great performance with wide maximum power and maximum torque bands, as well as an excellent torque rise. All these factors, when added together, give the **VIVID** an unrivalled flexibility.

The indirect injection diesel engines installed as standard on the **VIVID** tractors incorporate the very latest combustion and injection systems.

The low-turbulence prechamber, overhead camshaft and belt-driven timing, all add up to an engine with optimum combustion efficiency and low mechanical noise. The masses of the moving parts have been reduced to a minimum and optimised crankshaft balancing ensures that vibration levels are around the lowest detectable values. The injection system design, based around a patented pump-injector unit, and the optimisation of those components having a direct bearing on the combustion process has reduced emissions to below the limits stipulated by even the most stringent standards (CARB, CE and EPA). By positioning all the main functions in the cylinder heads, we have



managed to keep the overall dimensions of the engine block to a minimum. The **VIVID 300** is equipped with a 1028 cc 3-cylinder engine that produces 19kW/26HP at 3400 rpm. The **VIVID 400** comes with a 1372 cc 4-cylinder engine that delivers 25.5kW/35HP at 3400 rpm. Both engines are water-cooled and deliver high power with very high driving torque at low engine speeds. Sturdy and reliable with low fuel consumption, they also benefit from low running costs and readily available replacement parts.


TRANSMISSION

An effective combination of speed and power will improve the quality of your work.

The **VIVID** transmission has helical gearing to promote maximum use of engine power and quieter running. 12 forward and 12 reverse speeds with equidistant synchronised ratios distributed over three ranges of 4 gears each provide a wide range of operating speeds. The practical shuttle incorporated in the transmission enables quick and easy changes of direction. The dual-plate clutch is pedal-operated for the transmission and controlled by a hand lever for the PTO. Positioned centrally to keep overall dimensions to a minimum, the clutch has organic friction facings for smooth, progressive engagement.



PERFORMANCE



The structural characteristics of the **VIVID** are those of a typical conventional tractor. The short wheelbase and the low-effort hydrostatic steering ensure excellent manoeuvrability and a steering radius of just 2.70 m, a valuable feature when working in areas where space is limited. Versatility and performance are guaranteed by the **VIVID**'s ability to transmit power effectively to the wheels. The sturdy 4-wheel drive system, with the possibility to disengage drive to the front wheels, optimises traction for increased productivity. In difficult conditions, traction can further be enhanced by locking the rear differential.

The front steering axle is a straddle design. The epicyclic reduction units mounted in the hubs of the rear axle reduce the overall dimensions and maximise torque transmission. The wet multi-disk brakes with mechanical control are positioned on the rear half-shafts. Extremely efficient, they are durable and maintenance free. The rear PTO offers a choice of independent 540 rpm or ground speed. There is also the option of a 2000 rpm mid PTO.

PRECISION LIFTING

Precision implement control makes for better results in the field. The hydraulic rear lift of the **VIVID** is a monobloc unit with a vertical ram cylinder and a 3-point hitch Category I. The standard hydraulic pump has a capacity of 24 litres; alternatively, you can choose the larger pump option with a capacity of 30



litres. The lifting capacity at the link arm ends is 700 kg. There is also the optional electronic lift with position, draft, intermix and maximum lift height control.

A COMFORTABLE OPERATOR STATION

The driving position of the **VIVID** has been ergonomically designed to facilitate driving and control of the tractor. The adjustable steering wheel (optional) and the driver's seat can be adjusted to the favoured driving position of the operator. The controls, arranged in a rational layout, are all within easy reach and easy to operate, so that the operator is in complete control of the tractor and implements at all times.

TYRES

Tyres are a critical factor when it comes to obtaining the best results in all ground conditions. **BCS** offers a wide choice of tyres with different characteristics and tread patterns to ensure perfect grip on any surface.



CHOOSING THE BEST

Choosing the right tractor for your needs is no easy task. Characteristics,

dimensions and optional equipment vary widely between different models and different manufacturers. A few tips might help you make the best investment.

Firstly, you can rely on the experience of your **BCS** dealer, who will be able to offer expert advice to help you choose the right tractor for your particular needs.

Secondly, you can count on a manufacturer with over 50 years experience in the agricultural machinery sector. Quality has always been the cornerstone of **BCS** production, and is one of the distinguishing characteristics of all our tractors.

Another good reason for choosing a **BCS** tractor is our excellent after-sales service. Our network of dealers and parts distributors is supported by highly-qualified technicians who are always on hand to provide rapid and efficient service to ensure that your tractor is always in optimum condition when you need it.

If you are fortunate enough to purchase a **BCS** tractor, you'll benefit from reliability that is second to none, but should any problems arise, you can rest assured that your **BCS** dealer will be able to solve them rapidly.

TRACTOR FOR YOUR NEEDS





Ground speeds in Km/h at 3400 rpm with 6.5/80-12 - 250/80-18 tyres



Tyre type and rim

6.5/80-12 - 250/80-18 with adjustable rim

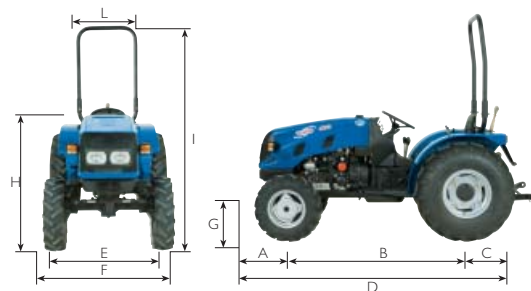
6.5/80-12 - 280/70-18 with adjustable rim

6.5/80-12 - 11.5/80-15.3 with adjustable rim

6.5/80-12 - 320/65-18 with adjustable rim

25x8.50-14 - 36x13.50-15 with fixed rim

	A Track width mm.	B Min/max width mm.
6.5/80-12 - 250/80-18 with adjustable rim	Front 856 - 1114 Rear 795 - 1109	Front 1021 - 1279 Rear 1035 - 1349
6.5/80-12 - 280/70-18 with adjustable rim	Front 856 - 1114 Rear 839 - 1065	Front 1021 - 1279 Rear 1121 - 1347
6.5/80-12 - 11.5/80-15.3 with adjustable rim	Front 856 - 1114 Rear 913 - 1089	Front 1021 - 1279 Rear 1200 - 1376
6.5/80-12 - 320/65-18 with adjustable rim	Front 856 - 1114 Rear 873 - 1065	Front 1021 - 1279 Rear 1192 - 1384
25x8.50-14 - 36x13.50-15 with fixed rim	Front 960 - 996 Rear 1173 - 1209	Front 945 - 961 Rear 1326 - 1342



VIVID 300

mm

	A	B	C	D	E min max	F min max	G	H	I	L
mm	316	1470	407	2193	856 1209	1035 1384	256	1103	1996	675

VIVID 400


mm

	A	B	C	D	E min max	F min max	G	H	I	L
mm	316	1553	407	2276	856 1209	1035 1384	256	1103	1996	675

Specifications	VIVID 300	VIVID 400
FRAME	Rigid frame with steering front wheels	
TRACTION	Four-wheel drive with front wheel drive disengagement	
ENGINE	Indirect injection diesel	
Engine manufacturer	Lombardini	
Type	LDW 1003 FOCS	LDW 1404 FOCS
N° of cylinders	3	4
Displacement cc	1029	1372
Power kW/CV	19/26	25,5/35
Engine rpm	3400	
Maximum torque (Nm/rpm)	59.0 - 2200	82.5 - 2200
Cooling system	Water	
TRANSMISSION	24 speed gearbox: 12 FWD + 12 REV	
CLUTCH	Dual-plate with pedal control for gearbox* Hand lever control for the PTO	
FRONT AXLE	Steering portal axle	
REAR AXLE	With epicyclic reduction units	
DIFFERENTIAL LOCK	Rear with mechanical control	
POWER TAKE-OFF	Rear; with mechanical control, independent 540 rpm and ground speed Mid PTO with mechanical control - 2000 rpm (optional)	
REAR LIFT	With external ram cylinder 3-point hitch Category I With electronic position and draft control (optional)	
Lifting capacity kg.	700 at link arm ends	
SERVICE BRAKES	Wet multi-disk	
EMERGENCY BRAKE	Acting mechanically on the service brakes	
STEERING	Hydrostatic steering on front axle	
ELECTRIC SYSTEM	12 Volt 45 AH	
SAFETY FRAME	Rear with 2 pillars Foldable front (optional)	
TYRES	Front: 6.5/80-12 Rear: 250/80-18 (standard) Front : 6.5/80-12 Rear: 280/70-18 Front : 6.5/80-12 Rear: 11.5/80-15.3 Front : 6.5/80-12 Rear: 320/65-18 Front : 25x8.50-14 Rear: 36x13.50-15 Garden (optional)	
WEIGHT kg	860	890
OPTIONAL EQUIPMENT	Rear lift with two ram cylinders and 30 l/min. pump. * Deluxe seat * Bostrom seat * Adjustable steering wheel * Front tow hook * Maximum of 3 auxiliary control valves * Wheel ballasts * Front ballast weights	

90100752 - 09/2006 - design by Divigraf

The information and technical specifications given are not binding; the specified models can be changed by the Manufacturer, without prior notice.



Your BCS Partner



BCS S.p.A.

Sede Amministrativa e Stabilimenti:
Viale Mazzini, 161 - 20081 Abbiategrasso (Milano)
Tel. da Italia: 02/94821
Tel. International: INT + 39.02.9482.1
Fax da Italia: 02/9482398
Fax International: INT + 39.02.9482398
www.bcs-ferrari.it
e-mail: export@bcs-ferrari.it

