

5M tractors

iT4 and Tier 3

55.9 - 85.8 engine kW (75 - 115 hp)



JOHN DEERE



One for everything





The 5M is acclaimed for delivering extraordinary value.

Its renowned performance characteristics, straight forward diesel only technology and unshakable reliability have made it an unbeatable choice in the 56-75 kW (75-100 hp) segment. The 5M introduces an array of controls and features that make it more powerful and more efficient to operate than ever. Whatever you need doing, consider it done.

Contents

Stage V and iT4 Tractors

Overview	4
Engines.....	6
Powertrain efficiency.....	8

Tier 3 Tractors

Overview	10
----------------	----

All 5M Tractors

Transmissions.....	15
Comfort and cab	16
Hydraulics, hitches and PTO	18
Front loaders.....	20
Specifications	22

Stage V and iT4 tractors

Do everything. Better.

While you will appreciate the key improvements we are bringing to the 5M Series, there is one thing we did not change: the unparalleled versatility of these tractors. No matter what you do, these tough, compact, front loader optimised tractors will go anywhere, pull anything and lift everything.

5M Models (Rated Power 97/68EC)

5075M	56 kW (75 hp)	3-cyl.
5090M	67 kW (90 hp)	4-cyl.
5100M	75 kW (100 hp)	4-cyl.
5115M	86 kW (115 hp)	4-cyl.

1 | Power

Big displacement 4.5 L iT4 diesel only John Deere engine and a Stage V, 2.9 L engine for the 5075M.

2 | Performance

Higher 4,330 kg hitch capacity, 3,325 kg payload, in a tighter 4.6 m turning radius.

3 | Hydraulics

Powerful 70 L/min hydraulic flow, upto three factory installed independent rear SCVs and front hitch.

4 | Ease of use

Straightforward mechanical transmission, de-clutch button in base and PowrReverser™ modulation.

5 | Adaptable

Open station, cab, 2WD, 4WD, Hi-Lo smooth speed adjustment, creeper mode—The 5M has all the flexibility you need.

6 | Versatility

Choose from the John Deere R Series loader with Gear Shift Switch (GSS) suspension or the new M Series front loader.

7 | Reliability

Sturdy casting frame design for world-renowned reliability.



With ample comfort and space, optimised ergonomics and excellent all-round visibility, the generous 5M cab sets a new standard in its class. The open station version offers the same level of comfort and ergonomic perfection.



8 | Comfort

Extra spacious cab, with heated air-suspension seat available, air conditioning and ample storage.

9 | Ergonomics

More convenience than ever with updated controls and new sharp, bright instrument panel.

Half bodybuilder, half accountant

Think muscular low-end torque, excellent fuel economy, and Interim Tier 4 (iT4) emission regulation compliance.

5M Tractors have the brawn and the brains for getting things done. Our common rail high pressure fuel injection engines have active charge air cooler technology and electronic fan control. This ensures you get all the performance, with less fuel and lower emissions.



Powerful choices

Smart technology that fits our time. Choose between two engines and 4 levels of horsepower for every budget and performance requirement.

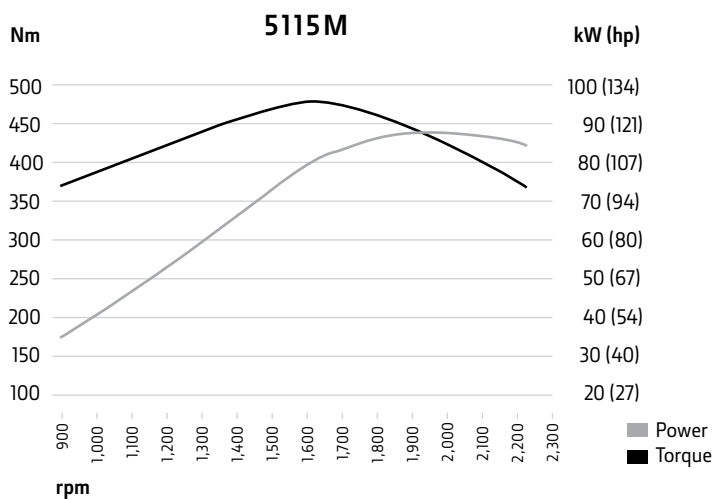




No additives required. By combining cooled Exhaust Gas Recirculation (EGR) technology with an intercooler and Diesel Particle Filter (DPF), iT4 emissions standards are met without the need for any additives.

Extra power

5M 4-cylinder models provide an increased power bulge of 4% for higher elasticity, responsiveness and a wider range of power.



Powerful delivery

You've bought it, you should have it available to you. It's that simple. The 5M gives you all the power you paid for, right where you need it.

To make sense of much of the power delivery specifications you read out there, you pretty much need an engineering degree. The horsepower that others advertise in manuals is not always what will arrive on the ground or at your implements. But that is where it really matters. We know that, and it's all we care about. We keep it simple and efficient—our superior powertrain design makes sure that you have 85% of power generated by the engine available to you—where it counts!



The 5M's power efficiency makes sure that you get to use your power where you need it, with better traction and more comfort in all applications.



The 5M delivers up to 85% overall tractor efficiency.

> 85%

Unrestrained efficiency

On the journey that your horsepower takes from the engine to where you need it, some of it gets consumed. We've made sure this is kept to a minimum. The superior efficiency (1) of the PowrReverser™ transmission holds almost nothing back. And our up to 1.68 m extra wide tyres (2) put it all to the ground.

Tier 3 tractors

The Tier 3 utility tractors continue John Deere's tradition of excellence while providing more versatility than ever. Packed with great options and features; you too can experience the efficiency, manoeuvrability, and outstanding visibility of the Tier 3 5M.

1 | Capability

The 4 cylinder engine provides the T3 5M excellent torque and durability in the 63-74 kW (85-105 hp) range.

3 | Light up the night

Front and rear work lights mounted on both open station and cab tractors allow you to work into the night for productivity at any hour.

5 | Serviceability

With a one-piece hood providing easy access to service points and no tools needed, keeping your 5M maintained and ready to work is effortless.

2 | Hydraulics

With 70 L/min hydraulic flow to the rear implement and up to three factory installed rear SCVs, the 5M can meet the needs of demanding tasks.

4 | Productivity

The PowrReverser™ 16F/16R or 32F/16R transmission ensures results by operating at the pace your applications demand.

6 | Versatility

Choose from the John Deere R Series loader with Gear Shift Switch (GSS) suspension or the new M Series front loader.





Built for durability.

7 | Comforts key

Available with a deluxe open operator station or climate-controlled cab, your time in the seat will be smooth and comfortable thanks to the ergonomic design.

8 | Manoeuvrability

Mechanical front wheel drive (MFWD) and hydrostatic power steering make the 5M a nimble machine ideal for a variety of utility and loader jobs.

Packed with power

Need to tackle heavier jobs? Want features you'd normally find on a larger tractor? Look no further than the 5M Series.





Series overview



Give your feet a rest

Your legs and feet will appreciate our new gear lever with Hi-Lo and de-clutch functionality, which lets you change gears smoothly and effortlessly—with one hand.



Clutchless back-and-forth

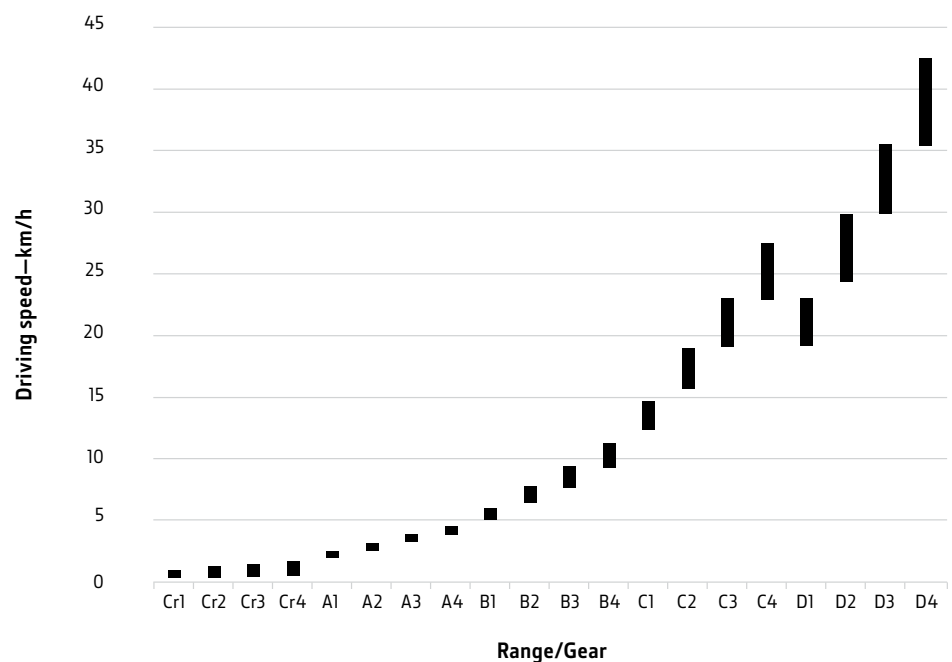
Frequent direction changes, e.g. in loader work, it's easy with the practical PowerReverser™!



Your farm, Your transmission

Choose between the standard entry level 16/16 PowrReverser transmission or our optional 32/6 PowrReverser transmission with Hi-Lo and modulation control, which lets you precisely adjust the speed of shuttle shifting modulation to match operator preferences and type of job.

Slow and thorough—some tasks in vegetable paddocks or vineyards require you to go extra slow and steady. The 2 gear creeper option available on iT4 5M Tractors lets you work at speeds as low as 280 metres per hour. An integrated lock mechanism comes as standard.



All about you

When you climb into the 5M cab, it hits you right away: it feels big, and you get a phenomenal view of everything you're working with. There's room to get comfortable, glass all around for an unencumbered view, and controls laid out for intuitive, effortless and efficient tractor operation.



Essential information in a new light

The information practically jumps out at you. Bright, crisp characters and graphics on a deep black background, for excellent readability.



It's not about luxury, it's about your health and productivity. Long days in the cab become a pleasure with the heated, air-suspended premium seat option.



For all the little things you need to have along, without cluttering your cab—a storage compartment under your seat comes as standard.



1 | Right-hand console

Like an extension of your body. Ergonomic—everything within easy reach.

2 | Instructor seat

Comfortable, foldable and out of the way when not needed.

3 | Leather steering wheel

Who doesn't love a leather steering wheel. You'll like the premium grip and feel. Available through John Deere Attachments.

4 | Floor mat

No need to stress over your dirty boots, these rugged mats are easy to clean.

5 | Brand new gear lever

Smooth and effortless gear shifting with one hand—footless de-clutch functionality.

6 | Loader joystick

This one does its name justice. Enjoy ergonomic, precision loader control for productivity champions.

7 | E-hand throttle

Very precise engine speed adjustment to quickly and accurately attain and control the desired speed.

8 | Electro-Hydraulic PTO switch

Fingertip control of PTO engagement and disengagement.

Powerfully connected

A 70 L/min pump delivers enough power for up to three mid hydraulic controls and to the rear SCVs. Lifting is another strong point of the 5M, and we've increased the capacity of the rear hitch up to 4,330 kg for the iT4 5M—making light work of heavy lifting.



Hook up whatever you need for the job. Built to handle even the heaviest of implements, the super robust rear hitch of the 5M iT4 has a maximum lift capacity of up to 4,330 kg (maximum lift capacity at hooks).

Easy control

Rear hitch (all models) and PTO control switches (iT4 only) are available and located on the rear fender—making it easy to engage or disengage the PTO from outside. A safety system prevents unintended use of the PTO.





The optional hydraulic trailer brake with 2 lines, allows for transport speeds of up to 40 km/h, with a trailer equipped with the hydraulic trailer brake system. Available on 5M Stage V and iT4 machines.

Easy access

Positioned for easy access between the rear hitch rails, the SCV stack groups together up to 3 rear SCVs.

At your fingertips

Ergonomically laid out within easy reach for convenient, one hand operation, your hydraulic controls put you in effortless command.



Built to lift




We've taken the hood of the 5M down as low as possible to maximise the front visibility—so critical to efficient front loader work.

Always a perfect match, tractor, loader and attachments are designed and built for each other. Get the 5M with the versatile high-performance 543R or the new, affordable 543M Front Loader, and take advantage of the efficient ease of use only our fully integrated design can deliver.



Joystick

The responsive and accurate loader control joystick of the 5M shines with convenient ease of use. Depending on tractor model, additional joystick functions can include GSS, diverter valves and loader suspension.



“Click & Go” front loader mounting comes as standard and could not be quicker, safer or more convenient, thanks to the patented self-correcting floating system of the built-in automatic mast latch.




- 1 | Gear Shift Switch (GSS)
- 2 | Loader Suspension ON/OFF
- 3 | 3rd function, 4th function – activation of diverter



543R Front Loader: made for the 5M

Thanks to our patented Automatic Latch designs, installing the loader and implements is as easy as Click & Go. Our original levelling link design makes more power available for lifting and never gets in the way of the operator's view of the action.

Quickly connect/disconnect implements as needed. Our patented Automatic Latch lets you lock and unlock implements with the conveniently located release handle.



Easy-fit

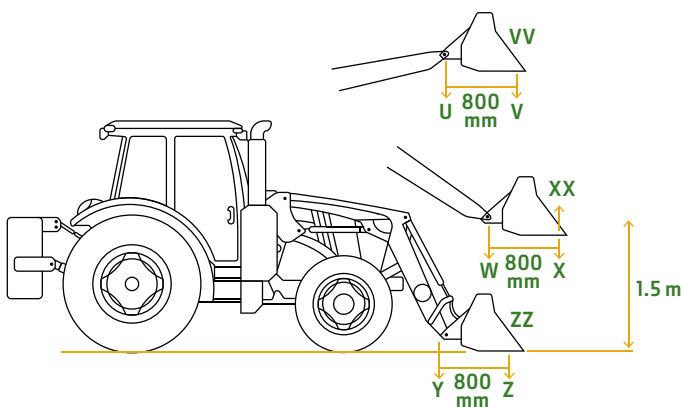
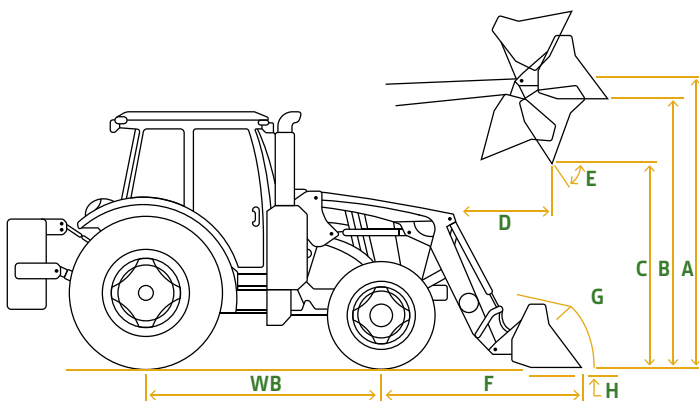
Every 5M tractor can be fitted with a loader-ready package ex-works, including mounting frames, hood protection, in-cab joystick and all the internal electrical and hydraulic connections.

Specifications

Model	5075M	5090M	5100M	5115M	5085M	5095M	5105M
Engine							
Rated power @ 2,200 rpm (97/68 EC), kW (hp)	55 (74)	67 (90)	74 (100)	85 (115)	64 (85)	72 (96)	74 (99)
Manufacturer and type	John Deere EWX	John Deere PWX	John Deere PWX	John Deere PWX	John Deere Powertech™ M	John Deere Powertech M	John Deere Powertech E
Emissions level	Stage V	iT4	iT4	iT4	Tier 3		
Fluid	Diesel only				Diesel only		
Cylinders	3	4	4	4	4		
Displacement, L	2.9	4.5	4.5	4.5	4.5		
Aspiration	Turbocharged and aftercooled				Turbocharged and aftercooled		
Max power (97/68 EC), kW (hp)	55 (74)	69 (93)	77 (103)	88 (118)	64 (86)	73 (98)	80 (107)
Max power @ engine speed, rpm	2,000	1,900	1,900	1,900	2,100		
Max torque, Nm	304	376	418	480	337	372	420
Max torque @ engine speed, rpm	1,600				1,500	1,600	1,500
Torque reserve, %	27	30	30	30	20	22	31
Transmissions							
Standard	16F/16R PowrReverser™ (PR)*				16F/16R PR		
Options	32F/16R PR Hi-Lo*, 32F/16R PR Hi-Lo with Ground Drive PTO				32F/16R PR Plus		
*Creeper available							
Rear PTO							
Speed (base)	540/540E/1000				540/540E^		
Type	Electro hydraulic				Electro hydraulic		
Clutch	Wet				Wet		
PTO power @ 2,100 rpm, kW (hp)	45 (60)	56 (75)	63 (85)	75 (100)	52 (70)	60 (80)	67 (90)
Hydraulics							
System Type	Open centre				Open centre		
Steering	24				24		
Standard	70				70		
Total pump output, Lpm	94				94		
Brakes							
Type	Hydraulic wet disk brakes (Self equalising and self adjusting)				Hydraulic wet disk brakes (Self equalising and self adjusting)		
Optional trailer brakes	Pneumatic / Hydraulic				n/a		
3-point hitch							
Category	2				2		
Hitch lift capacity @ 610mm behind lift point (base / option), kg	2,341 / 2,702				2,041 / -		
Rear SCVs (base / option)*	2 / 3				2 / 3		
Mid SCVs (base / option)*	0 / 2				0 / 2		
Front hitch*							
Category	2				2		
Lift force @ 610mm behind lift point, kN	18.5				15.2	n/a	n/a
Operating station							
Standard	Standard cab				IOOS		
Options	Premium narrow cab	IOOS, premium narrow cab	IOOS, premium narrow cab	IOOS, premium narrow cab	Cab		
Seat suspension (base / option)	Air suspension seat / premium or mechanical				Air suspension seat / premium or mechanical		
Front axle							
Type (base / optional)	MFWD / 2WD	MFWD / 2WD	MFWD / -	MFWD / -	MFWD / -	MFWD / -	MFWD / -
Max transport speed (MFWD / 2WD), km/h	40 / 30	40 / 30	40 / -	40 / -			
Dimensions and weights							
Wheelbase, mm	2,300						
Width** x height x length (cab), mm	2,175 x 2,667 x 3,996						
Width** x height x length (IOOS), mm	1,755 x 2,657 x 3,996						
Shipping weight - IOOS (MFWD / 2WD), kg	n/a	3,700 / 3,400	3,700 / 3,400	3,700 / 3,400	3,289 / 3,108	3,358 / -	3,494 / -
Shipping weight - cab (MFWD / 2WD), kg	4,175 / 3,900	4,175 / 3,900	4,175 / -	4,175 / -	3,630 / 3,448	3,658 / -	3,811 / -
Total permissible mass, kg	7,500				5,850		
Capacities							
Fuel Tank							
Open Station Platform	177				114		
Std Cab	196				155		

Specifications

Loader				543M MSL		543R NSL (†NZ only)		543R MSL	
Bucket				1,850 mm Standard		Heavy-duty 1,850 mm		Heavy-duty 1,850 mm	
Bucket weight				kg	216	272	272		
Lift capacity [^] @ full height	Measured @ pivot	(U)	kg	1,451	2,060	1,696			
	Measured @ 800 mm ahead of pivot	(V)	kg	1,509	1,335	1,712			
Lift capacity [^] @ 1.5 m (59 in.) lift height	Measured @ pivot	(W)	kg	1,439	2,210	2,084			
	Measured @ 800 mm ahead of pivot	(X)	kg	1,723	1,652	1,942			
Boom breakout	Measured @ pivot	(Y)	kg	1,460	2,329	2,547			
	800 mm ahead of pivot	(Z)	kg	1,564	1,615	2,092			
Bucket rollback force	@ Maximum height	(VV)	kg	2,739	1,649	1,700			
	@ 1.5 m (59 in.) lift height	(XX)	kg	2,732	2,711	2,731			
	@ Ground level	(ZZ)	kg		2,566	2,572			
Maximum lift height [^]		(A)	mm/in.	3,680	145	3,679	145	3,681	145
Clearance [^]	@ Full height—bucket level	(B)	mm/in.	3,417	135	3,440	135	3,441	135
	@ Full height—bucket dumped	(C)	mm/in.	2,647	104	2,676	105	2,677	105
Overall length		(WB+F)	mm/in.	4,739	187	4,695	185	4,700	185
Digging depth [^]		(H)	mm/in.	-75	-3	-104	-4	-102	-4
Reach [^]	@ Maximum height	(D)	mm/in.	651	26	790	31	791	31
	@ Ground—bucket level	(F)	mm/in.	2,489	98	2,395	94	2,400	94
Bucket angles	Dump angle @ full height	(E)	degrees	-60		-58		-58	
	Rollback @ ground	(G)	degrees	48		47		47	
	Dump angle @ ground		degrees	-98		-151		-100	
Cycle times	Loader raise		sec	6.0		4.4		4.0	
	Loader lower		sec	4.4		3.3		2.9	
	Bucket dump		sec	6.0		3.3		2.2	
	Bucket rollback		sec	7.5		2.2		2.2	



[^]The values may vary according to the tractor and loader settings/configuration.
[†] Due to legislation, NSL loaders are not compliant in Australia.

Nothing runs like a Deere

Whether you need us for advice, to solve a problem, or for a part—reach out and we'll be there. Plus, we've got you covered with our PowerGard Protection Plan™, which provides comprehensive protection for total peace of mind.



JOHN DEERE

This literature has been compiled for worldwide circulation. While general information, pictures and descriptions are provided, some illustrations and text may include finance, credit, insurance, product options and accessories NOT AVAILABLE in all countries or regions. In some countries, products and accessories may require modifications or additions to ensure compliance with the local regulations of those countries. PLEASE CONTACT YOUR LOCAL DEALER FOR DETAILS. John Deere reserves the right to change specification and design of all products described in this literature without notice. John Deere's green and yellow colour scheme, the leaping deer symbol, and JOHN DEERE are trademarks of Deere & Company. All photography and illustrations contained herein are copyrighted assets of Deere & Company.

JohnDeere.com.au
JohnDeere.co.nz

YY1714105AU (04-21)