

PROFI



4110 PROFÍ | 4120 PROFÍ | 4130 PROFÍ | 6115 PROFÍ | 6125 PROFÍ | 6140 PROFÍ

STEYR

POWER THROUGH INNOVATION



- Choice of transmission configurations to meet your farming requirements.
- Easy Tronic automated headland functions to minimize operator interventions.
- Common rail diesel engines for higher economy and efficiency.
- STEYR SK3 cab also available with a low profile roof offers enhanced visibility and the ultimate in ergonomics and comfort.
- Integrated front hitch and front PTO available to increase productivity.
- STEYR SZ loader with integrated control perfectly matches your Profi tractor.



Advanced technology for best productivity.

The STEYR Profi range harnesses advanced technology and best economy. When looking for a versatile high power package which combines a supreme operator environment with a cutting edge control system. The result, is an industry leading vehicle which delivers the ultimate level of productivity and a maximum return on investment.

Now, all Steyr Profi models are equipped with the new Multicontroller armrest with integrated intuitiv control panel (ICP). This new operation concept puts all the tractor's key functions in the palm of your hand. Also new the A-post instrumentation for at-a-glance information of all important data.

Profi Power. Steyr Profi tractors are powered by a turbocharged and intercooled, low-emission (tier III compliant) common rail diesel engine with electronic fuel mangement. With up to 17 forward and 16 reverse gears, the STEYR Power-8 transmission gives you 2 ranges of 8 speed Powershift, Powershuttle and a creeper option. A 17th gear is also available for 40 kph ECO drive, or a top speed of 50 kph. The hydraulic system features EHR (electronic) hitch response with a huge lift capacity to handle any implement in this power class.

Profi Intelligence. For higher productivity and to minimise operator interventions, features like Easy Tronic automated headland functions, Steyr Matik auto up/down shifting, traction management and a soft start PTO are tailored to match the STEYR Power-8 transmission and powerful common rail diesel engines.

Profi Comfort. The SK3 cab has industry-leading panoramic visibility, including a window in the roof for best visibility during loader work. The Steyr Multicontroller lever is standard equipment and puts the tractor's key functions in the palm of your hand. In addition to operating the throttle, Powershift, Powershuttle and the hitch, you also have access to the EasyTronic features for programming headland sequences and electronic remote flow rates and timers. Cab suspension and a suspended front axle are also available for increased comfort.

2 - 3	Introduction
4 - 5	Technology
6 - 7	Transmission
8 - 9	Engine
10 - 11	Driveline
12 - 13	Hydraulic system
14 - 15	PTO
16- 19	Driving comfort
20 - 21	SZ Loader
22 - 23	Technical Data
24	Power through Innovation



PROFI

Profi tractors feature the ultimate operator interface. The armrest with intuitive control panel and integrated Multicontroller lever puts all the tractor's key functions in the palm of your hand.



- Easy Tronic automated headland functions to minimize operator interventions
- STEYR Matik gear shifting
- Multicontroller armrest
- ISOBUS 11783 compliant

- Simple overview on instrument panel and a performance monitor is integrated in the right hand A-post
- S-Tech 300* and S-Tech 600* Touchscreen-Monitor for additional productivity

- Auto Differential Lock and 4WD traction management
- PTO management
- Armrest-mounted Multicontroller lever
- Electronic Auxiliary valves

Tractor technology at the highest level.

As with all STEYR tractors, Profis stem from a pedigree of state-of-the-art technology, applied with intelligence. All of the electronic and computer-assisted functions are extremely easy to learn. Because you can put them to work straightaway, they provide you with maximum efficiency as soon as you enter the cab. The new Multicontroller lever puts high-performance technology at your fingertips.

STEYR Easy Tronic saves you loads of time at the headland. The Easy Tronic system enables you to record a headland sequence once, and then replay it time and time again at the end of each row. Up to 28 steps can be stored in a single program, or in two separate individual programs. Each task recorded is clearly represented by a symbol on the transmission gear display. Playback is started simply by pressing the step switch on the armrest-mounted Multicontroller lever. You just record the hitch movements, electronic valve settings, engine speed and gear changing sequence at the first turn, and then leave it to Easy Tronic for the rest of the job.

Automatic engagement for maximum traction control. Four wheel drive and front and rear differentials can be switched on and off manually under load by the operator. Set to automatic, the traction management system engages 4WD and the diff-locks in reliance of ground speed, hitch position and steering angle to provide maximum traction control.

Multicontroller lever for fully-integrated fingertip control. From a single controller you can command throttle settings, direction of travel, gear changes, hitch movements, valve operations and replay Easy Tronic programs. The power of your Profi is truly at your fingertips.



S-Tech 600 touchscreen monitor. This monitor offers the same functionality as the S-Tech 300, but with a larger screen. Both S-Tech monitors are plug&play and can be used on other compatible Steyr tractors. Should you already own an S-Tech 600 monitor, you can use it in your new Profi tractor.



Easy Tronic. Up to 28 end-of-row related functions can be stored and recalled.



S-Tech 300 touchscreen monitor. Enhanced vehicle control and additional productivity with programmable functions, settings as well as notebooks and ISOBUS compatibility.

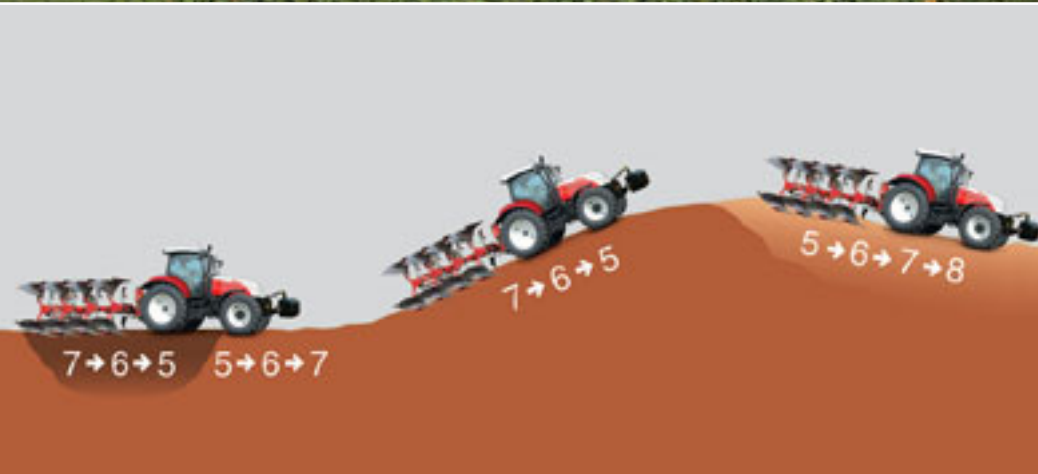
*) to comply with legislation and specification in your country



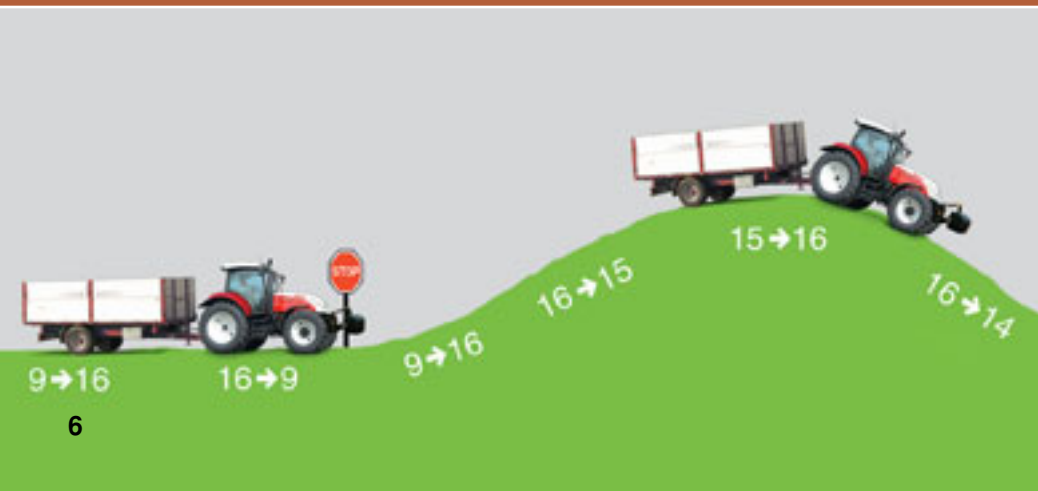
To change direction, just flick the Powershuttle lever or...



...press the Powershuttle button on the Multicontroller.



STEYR Matik in the field and...



...on the road

- Transmissions designed to meet your requirements
- Power Shuttle controlled by Multicontroller lever button or shuttle lever for effortless manoeuvring.

- STEYR Power-8 clutch-less gear changing in 2 ranges
- Heavy duty transmission components
- Console-mounted LCD screen for clear display of gears

- 50 kph driveline option
- 40 kph eco transmission option
- Creeper speeds as low as 190 m/h (18.4R38)

STEYR Power-8 to meet all your requirements.

Decades of experience in tractor transmission technology have gone into the design of these gearboxes. The STEYR Power transmission range features clutch-less changing on the move, and Powershuttle for changing direction at the press of a button. Whichever transmission you choose, your Profi comes equipped for precision manoeuvring during loader operations, and for effortless road haulage jobs with the heaviest loads.

STEYR Power-8, the smooth operator.

This fully synchronised, Powershift/Powershuttle transmission is remarkably smooth and efficient and features electronic monitoring of speed and STEYR Matik up/down shifting. You only need to use the clutch to change gear between gears 8 and 9. Otherwise, within the two ranges, the Auto Field and Auto Road modes can be used to change gear automatically as a function of speed and load.

17 x 16 for 50 kph or 40 kph ECO. The STEYR Power-8 transmission can be supplied with a 17th gear to let you travel effortlessly along roads at up to 50 kph, or at a fuel-saving 40 kph with the latest ECO transmission. All Profi models are available with creeper speeds down to as low as 190 m/h (except 17x16 transmission).


World-class Austrian engineering from the STEYR stable. The STEYR Power transmissions are heavy-duty workhorses with a feather-light touch when it comes to clutch control. Ideal for the excellent weight to power ratio of Profi tractors. Two oil-immersed multi-plate clutch packs transfer drive from the engine to the transmission. Oil supplied to the clutch is feathered through electronic valves controlled by microprocessors. As a result inching forwards or backwards when hitching up implements or using a loader can be done easily.



STEYR Matik. Provides automatic up/down shifting on the move and in the field.



The Power-8 display integrated into the A-post instrument panel. Is well within the operator's field of vision and indicates selected gear, travel direction, Easy Tronic and Steyr Matik modes.



Approved for use with up to 100 percent biodiesel fuel blends (B100)



Power plus.

Boosts engine output by up to 26 hp when operating the PTO above 0,5 kph or by haulage applications in auto mode above gear 12.

- 4 and 6 cylinder turbo-charged and intercooled diesel engines
- Common rail diesel technology
- 112 to 141 hp

- Tier III compliant
- Electronic fuel management
- 4-valve cross-flow head

- Power Plus delivers up to 26hp more power for PTO and transport operations
- Speed Plus for constant rpm regardless of load

Diesel technology – Economical, durable and powerful.

STEYR Profi tractors bring you a powerful range of 4 and 6 cylinder engines to meet your specific farming requirements at the same time as complying with environmental legislation for over the next decade.

Profi engines feature an enhanced power to weight ratio and extra torque in abundance. Take on the heaviest tillage jobs or the most critical of haymaking schedules. Profis continue to deliver extremely high torque at low revs, but "tread lightly" when you need to protect the sward for rapid re growth.

Common rail technology for efficiency and response.

All Profi 4-valve engines feature high-pressure common rail technology. Whereas standard diesel injection systems need to build up pressure for each cycle, this system maintains a constant pressure of up to 1400 bar in a fuel rail connected directly to the injection nozzles. The torque needed to drive the pump is only 10% of that needed for a standard distributor pump. The engine control unit (ECU) governing the timing and fuel flow rate is connected to the on-board CAN bus system. In addition to saving fuel consumption, there is also an exciting gain in responsiveness to be experienced.

Profi Double Plus.

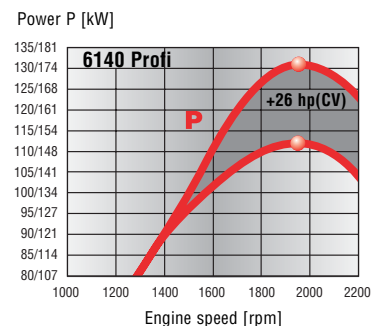
Power Plus automatically boosts engine output by up to 26 hp to ensure PTO speed remains constant despite changing crop and terrain conditions. As torque load increases due to extra power required at the PTO or transmission, Power Plus automatically adjusts the engine output. This system increases performance and ensures a constant speed during transport and PTO work.

Speed Plus enables the operator to preset one or two engine speeds which can be maintained to ensure consistent PTO speed during baling, spraying or precision drilling. The Easy Tronic program overrides these settings at the headland, but they are applied again automatically once your Profi starts the next row.

Less noise, less emissions, more economical. Enhancements delivered with the new Profi engine have resulted in 5 dB(A) lower noise levels compared to earlier versions, and a vibration threshold well below new legislation guidelines. The operator is better protected and can enjoy a long, stress-free working day. Combustion efficiency on all models is exceptional, reducing both environmental impact and fuel consumption.



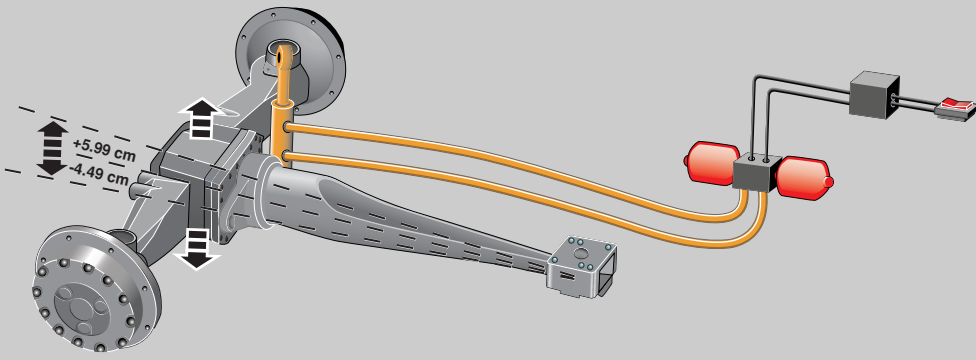
Efficient cross-flow cylinder head design for maximum performance.



Power Plus delivers up to 26hp more power.



Speed plus. Maintain a constant PTO speed regardless of load variations.



Suspended front axle. More comfort and better traction - for applications with heavy front implements a class 4 front axle is available on 6-cylinder models.



Steerable fenders. Available on all models for even tighter turns.



- Heavy-duty single-piece front axle
- Class 4 front axles available on 6-cylinder Profis
- Suspended front axle for improved traction, comfort and control

- 4-wheel braking system available
- STEYR Opti Stop automatic 4WD engagement for improved braking
- Pneumatic and or hydraulic trailer brakes available
- 55 degree turning angle

- Quick Turn lock-to-lock powered steering
- Steerable fenders for really tight cornering
- Bar axle for max. flexibility in track width available

The power and the sensitivity.

STEYR Profis give you power and the capability to control it with ease.

In addition to traction management (described on page 4), your Profi tractor is equipped with a range of driveline features to improve steering, braking and improve safety both on the road and around the yard.

Tight turning angle for incredible manoeuvrability. Taking advantage of the narrow structural engine design, STEYR Profis have an impressive 55 degree turning angle. This, combined with a castor angle of 12 degrees and steerable fenders, means that your Profi can execute the tightest turns and access the tightest corners in the yard.

Suspended front axle integrated into Profi design. STEYR Profis have been designed with front suspension in mind. The double-acting cylinder is connected to 2 large nitrogen-filled accumulators providing 105 mm of controlled suspension movement. Class 4 axles are available on 6-cylinder Profis for long life in extreme heavy front applications, regardless of whether front axle suspension is fitted or not. Front suspension increases traction by up to 5% during primary tillage work, and of course adds a certain degree of comfort for the operator elsewhere on the farm.

STEYR Quick Turn for effortless turnarounds. Forwards or reverse, as you change direction you just flick the steering wheel-mounted switch and turn the steering wheel max.8° to move the front wheels to the opposite lock. Just imagine what a difference Quick Turn makes at headlands, or reversing in and out while doing chores with the loader.

Opti Stop for extra safety as standard. As soon as the brakes are applied a spring-loaded clutch activates 4WD so that full braking force is applied to all four wheels. Opti Stop adds response to handling during normal operation, but also doubles as a safety lock feature.

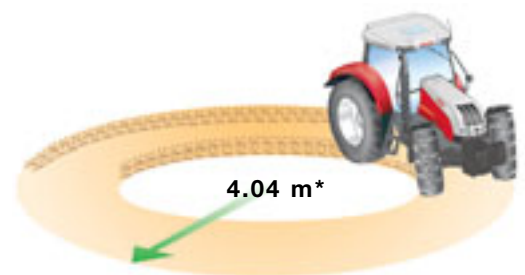
High speed wet disc brakes and air brakes for road haulage. Available on all models, front brakes are particularly interesting for road haulage work where the tractor is operating at higher speeds with heavy loads. Pneumatic and or hydraulic trailer brakes are also available for operating heavy trailers.

*) to comply with legislation and specification in your country.



4WD and Diff-lock management.*

To increase your efficiency the traction management system operates 4WD and the differential locks automatically depending on speed, steering angle and hitch position.



Extremely manoeuvrable.

The slim engine design, centreline front axle drive and a steering angle of 55° gives the STEYR Profi tractors their superb handling characteristics.

* 4110, 4120 and 4130 Profi.



- 1 S-Tech 300 monitor
- 2 STEYR cross-lever* for remote valves
- 3 Remote valve controls
- 4 Forward/reverse shuttle
- 5 Gear ratio Up Shift or Down Shift
- 6 Remote valve control
- 7 EHR linkage raise/lower
- 8 Constant engine speed or Easy Tronic control
- 9 Eco-Drive
- 10 Front PTO
- 11 Rear PTO management
- 12 Rear PTO
- 13 Hitch Ride Control
- 14 Constant engine speed
- 15 ICP™ Intuitive Control Panel
- 16 Headland Management Control
- 17 EHC Position Control
- 18 EHC Draft control
- 19 EHC linkage raise/lower
- 20 Front axle suspension lock
- 21 Manual and Auto 4WD/Diff-Lock
- 22 Flow and timer control for remote valves
- 23 Linkage drop rate control
- 24 Linkage upper limit control
- 25 Draft sensitivity control



STEYR cross lever*.

Integrated into the armrest, the electronic joystick allows simultaneous operation of 2 rear remote valves. Two additional buttons are available on the shown loader joystick.

Powerful rear hitch with a maximum lift capacity of up to 7864kg lets you fit the heaviest of implements without any problem.

- High maximum hitch lift capacity for the heaviest of implements
- Up to 113 l/min Power Flow with variable displacement pump (CCLS)
- Up to 95 l/min available to single valve
- Independent 35 (or 40) l/min steering pump

- Up to 4 remote valves
- EHR - Electronic Hitch Response
- Electronic Joystick loader control integrated into armrest
- Ride Control for cushioning implements at speed

- Fender-mounted hitch controls
- Range of trailer hitches and drawbars available
- Fully-integrated front hitch available
- Electronic front hydraulic (EFH)* for top-quality mowing

PROFI hitch with powerful hydraulics.

The STEYR Profi hitch and remote valves are powered by a state-of-the-art closed centre load-sensing (CCLS) hydraulic system delivering up to 113 litre/min. This system is designed to supply precisely the right amount of oil flow required where and when it is needed. Up to 95 l/min can be fed to any one individual remote valve, and there is a separate power beyond supply for larger implements with their own on-board valve controls. The hitch is operated easily and safely thanks to the clearly laid out ergonomic cab controls.

Up to 4 remote valves for operational versatility. STEYR Profis can handle the most demanding of implements, with up to 4 remote valves available at the hitch. If you have factory option fitted loader ready you may operate the loader via a separate electronic joystick integrated in the armrest for max. productivity and perfect comfort.

Draft control for increased performance. The EHR electronic hitch response is integrated into the right hand armrest and main functions can be controlled via the Multicontroller III. An average of 5% extra traction can be obtained by eliminating slippage during primary tillage using automatic draft control.

Quick and easy hook-ups. The heavy-duty hitch linkages on your STEYR Profi can be adjusted without tools for rapid connection to any implement. With fender-mounted controls and excellent visibility of the lower linkage from the driver's seat, there is no stress swapping implements around. There are a wide range of trailer hitches available, including a height-adjustable automatic clevis hitch and also K80 to match virtually any trailer or baler.

EFH front power lift - ideal in combination with the front PTO.

The geometry of the new hitch system has been optimised in relation to the angle of the PTO shaft. The front hitch features twin double-acting hydraulic cylinders, and a linkage which can float for ground-hugging mower work etc. Up to 4 quick-release connectors can be provided to supply hydraulic power to the front end of the tractor.



Dynamic ride control for extra comfort and safety.

Profis with EHR are equipped with a fully integrated dynamic ride control feature which is activated when the implement is raised and the tractor exceeds 8 km/h. The system prevents heavy implements from oscillating while travelling at high speed.

*) to comply with legislation and specification in your country.



In-cab PTO controls

- Front PTO
- Rear PTO management
- Rear PTO

Fender-mounted controls.

In addition to hitch and PTO controls on the rear fender the Profi models offers also a control for the 1st remote valve outside the cab.



- 3-speed PTO 540/540E/1000 rpm
- PTO Soft Start management
- PTO speed display on instrument panel
- Ground speed PTO available

- Auto PTO for automatic dis- / engagement when hitch is raised or lowered
- Wet multiple clutches for extended service life

- Fender-mounted PTO controls on both sides of tractor
- Fully-integrated front hitch and PTO available to increase productivity

STEYR PROFI PTO for multi-tasking capability.

STEYR Profi tractors are fitted with a three-speed PTO, with an economy setting for lower fuel consumption. A front hitch and PTO option is also available, potentially doubling your productivity with front and rear mowers, for example. With two different implements mounted you can carry out separate jobs in a single pass, giving you true multi-tasking capability.

High-performance Profi PTO. The STEYR Profi PTO unit is fully independent and power is taken directly from the engine flywheel to minimise transmission losses. An oil-cooled multiple-plate clutch ensures the PTO can be engaged under load without stress. Six and 21 spline shafts are available.

Soft start PTO for easy start up of heavy implements. Soft Start ensures the gradual take up of heavy inertia loads when the PTO is first engaged, and a hydraulic brake prevents overrun on low inertia implements when the PTO is disengaged.

Automatic PTO engagement. Auto PTO allows the PTO to automatically switch on and off with the position of the implement. Thus when the fast raise is activated the PTO can disengage, and restart on lowering. A groundspeed PTO is also available for fertiliser spreading or adding additional traction on slopes for special trailers.

Operator-friendly controls. The cab controls for front and rear PTOs are colour-coded and grouped together ergonomically on the right-hand console. External hitch and PTO controls are provided at rear ends of the tractor. PTO speed, engine speed and ground speed are clearly displayed at the instrument panel for "at-a-glance" control.

*) to comply with legislation and specification in your country.



Double your productivity with a fully-integrated front hitch and PTO.

Your STEYR Profi is available with a fully-integrated front hitch and PTO. The front hitch is available with two double-acting hydraulic cylinders and the linkage features a floating setting for operating ground hugging equipment such as mowers, etc. The linkages can simply be raised to improve manoeuvrability when the hitch is not in use. The PTO transfers full engine power at 1000 rpm. Up to 4 quick-couplers are available for hydraulically operating equipment.



Low-profile cab available for extra-low clearances.



- Luxury STEYR SK3 cab
- Wrap-around glazing for enhanced visibility
- Roof window standard for safer loader work
- Fully-adjustable A post-mounted telescopic mirrors (optional heated and electr. adjustable)
- Large doors and non-slip steps illuminated for easy entry on both sides
- Luxury swivel seat for comfortable long working day
- Full-sized instruction seat*
- Air conditioning is standard equipment
- Automatic temperature control available
- In-cab noise levels as low as 71 dB(A)
- Cab suspension available
- Low profile roof available

PROFI all-round vision and comfort.

In true STEYR style, the Profi cab has the high-quality look and feel. These Austrian engineers certainly know what they are doing when it comes to combining functionality with good looks. The luxury SK3 cab is designed especially for the Profi, with its sleek design and high levels of comfort. Also available in low profil version, no mistaking it's a STEYR.

Profi wrap-around glazing and roof loader window. Step up into the cab through the wide-opening doors and marvel at the view. The cab is a four-post design, so the sides are a single piece of frameless glass, tucked in at the bottom to provide the door with structural rigidity. This is the first time you will have experienced such a feeling of space in a tractor of this class. The panoramic view includes being able to see right down to the lower linkage, and right up through the loader window in the roof.

Less noise, less vibration, less fatigue. These tractors are designed from the ground up to minimise noise and vibration. With in-cab noise levels below 71 dB(A) your Profi cab is a quiet control room in which you can relax and focus on your work. A suspended cab is also available, for an even more luxurious, stress-free ride.

Keep a cool head at all times - Profis are supplied with air conditioning as standard. Fresh air is fed from the front of the cab, through vents arranged at strategic locations, to the rear where it passes through a recirculation filter. Closed circuit circulation can be used to ensure rapid demisting, and positive cab pressure excludes pollen and spray fumes. Otherwise, fresh air is drawn in through "Technostat" filters which retain smaller dust particles than with conventional paper filters. All Profis are fitted with an air conditioning system that is also available with automatic temperature control.

*) to comply with legislation and specification in your country.



Cab suspension*. STEYR offers you a suspended cab with the new Profi tractor. Whether on the road or in the field, the cabin suspension ensures even more comfort.



Perfect working environment. Automatic temperature control is available in addition to the standard air conditioning package.



Multicontroller lever functions:

- Forward/reverse shuttle
- Gear ratio Up Shift or Down Shift
- Remote valve control
- EHR linkage raise/lower
- Constant engine speed or Easy Tronic control

2

3

4

1 Tractor and performance monitor are integrated in the right hand A-post, providing information on travelling speed, oil flow rate and timer settings for remote valves, fuel consumption and management settings for rear and front hitch.

2 Key tractor controls at your fingertips.

3 Selection of travelling direction forward/reverse.

4 S-Tech 300+ monitor integrated into armrest for controlling major tractor functions. This display is also ISOBUS 11783 compatible.

- New Multicontroller lever commands:
 - Gear ratio Up Shift or Down Shift
 - Forward/Reverse shuttle
 - No. 1 or No. 5 remote valve

- Hitch
- Constant engine speed or Easy Tronic control

- Instrument panel and performance monitor integrated into right-hand "A" post
- ICP - Intuitive Control Panel

Easy to operate for a new farming experience.

STEYR Profi tractors are easy to operate. Get in and enjoy a previously unknown level of comfort in every work situation. The very latest design of ergonomic, easy-to-use controls and instruments allows you to concentrate fully on the task in hand while your Profi takes care of productivity and economy.

The new STEYR Multicontroller.

Ergonomically integrated into the adjustable operator's seat armrest, the latest Multicontroller puts six key tractor functions at your fingertips:

- Gear ratio Up Shift or Down Shift
- Forward/reverse shuttle
- No. 1 or No. 5 hydraulic remote
- Hitch fast raise/lower
- Constant engine speed or Easy Tronic control

ICP - Intuitive Control Panel

This multifunction touch-sensitive control pad is also integrated into the armrest, giving you easy access to all the tractor's main function settings, including:

- Front wheel assist
- Differential lock
- Ride control
- Constant engine speed
- 3-point hitch (draft and height)
- Headland functions (Auto, Manual, Record)
- Rear and mid-mount remote valves
- Auto PTO

Performance information at a glance.

The new instrumentation panel and keypad are integrated into the right-hand "A" post and therefore located in your natural field of vision to provide a clear overview of the tractor's main systems:

- Engine speed
- Transmission status
- Hydraulic flow
- Remote timer settings
- PTO speed
- Fuel level
- Engine temperature
- Status of safety features
- Operating parameters setup
- Performance monitor

Performance monitor. Integrated into the A-post features a 15-key control pad that is self-explanatory and thus easy to understand and operate. The key functions menus are :

- AUX menu: max. oil volume, oil flow rate, timer display and float settings of the auxiliary valves.
- Monitor menu: fuel consumption, management settings of rear and front hitch, software status, etc. The software status can be retrieved for updates.



Intuitive control panel for impressive lighting system.



Loader roof window fitted as standard for superior visibility

- STEYR SZ loader perfectly matches your Profi tractor
- Loader turrets engineered into tractor chassis

- Loader control via electr. proportional valves for highest comfort and best productivity
- Excellent forwards visibility from cab even with loader
- Loader visibility window in roof of cab

- STEYR cross lever* integrated into Multicontroller armrest
- Optional STEYR cross lever with 2 buttons for 4 implement function (bale grabber etc.)
- Neat design coordination with front hitch

With the STEYR SZ loader. Precise, fast and easy.

Agricultural equipment engineered by STEYR is precision-made and satisfying to work with. Having been designed specifically for STEYR tractors STEYR SZ loaders are responsive, high-performance tools for boosting productivity. If you order your STEYR Profi tractor loader-ready, the mounting sub-frame and hydraulic valve and piping are installed on the assembly line when the tractor is built. These loaders can also be retro-fitted to provide you with a durable and versatile implement matched to the performance of your STEYR Profi tractor.

STEYR SZ – The loader for Profis. You will recognise by the fact that STEYR have fitted all Profis with a loader visibility roof window that this combination has been on the drawing board from the start and control the loader via the existing rear electr. proportional valves. The STEYR cross lever is smartly integrated into the ergonomic layout of the cab controls. The factory fitted multi-couplers are also ready-fitted, and hydraulic piping is designed to take the shortest path for extremely smooth loader action.

Profi plus loader for smooth action. Smooth action is not only down to responsive loader controls. STEYR Profis come equipped with light-footed manoeuvring features such as Powershuttle and Quick Turn. If you are doing chores in the clamp, around buildings or out in the field, the Profi will get you and your SZ loader swiftly in and out of tight corners at the flick of a lever. Low roof for small entrance in life stock building is also available

Profi loader docking could not be easier. If equipment is STEYR-engineered then you can be sure it is precision-made and satisfying to work with. Having been designed specifically for this tractor the loader is straightforward to fit and detach, and the hydraulic connections are mounted on a single, easy-to-operate manifold. Docking and undocking take literally a matter of seconds.

STEYR SZ loaders for versatility. There is a wide range of STEYR buckets, grabbers and forks available for every possible task. Armed with an STEYR SZ loader, your versatile Profi is ready for deployment to the toughest of handling jobs.



STEYR SZ, purpose-built loaders for STEYR Profi tractors.

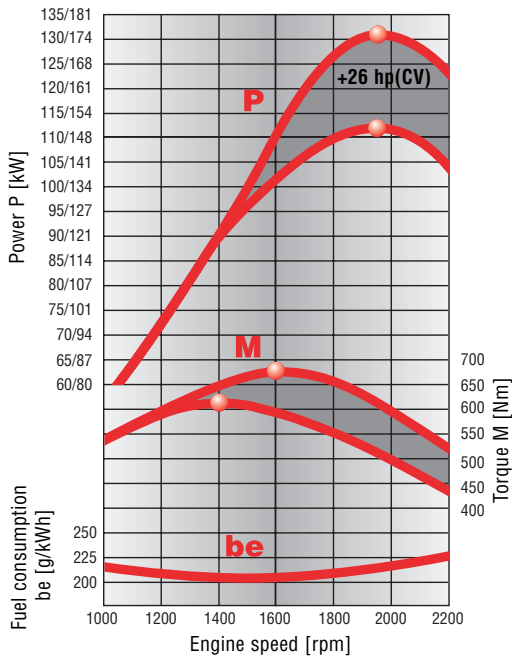


STEYR cross lever* for all loader functions is close at hand, integrated into the ergonomic layout of the cab controls.

*) to comply with legislation and specification in your country.

Specifications

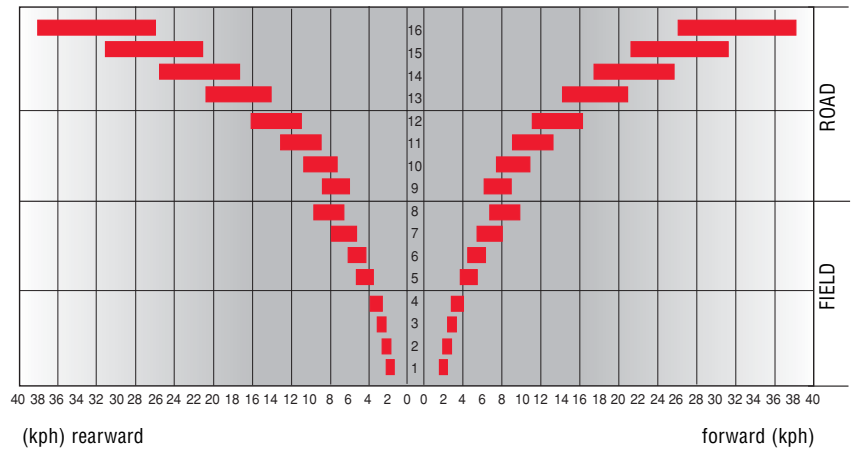
Engine performance STEYR 6140 Profi



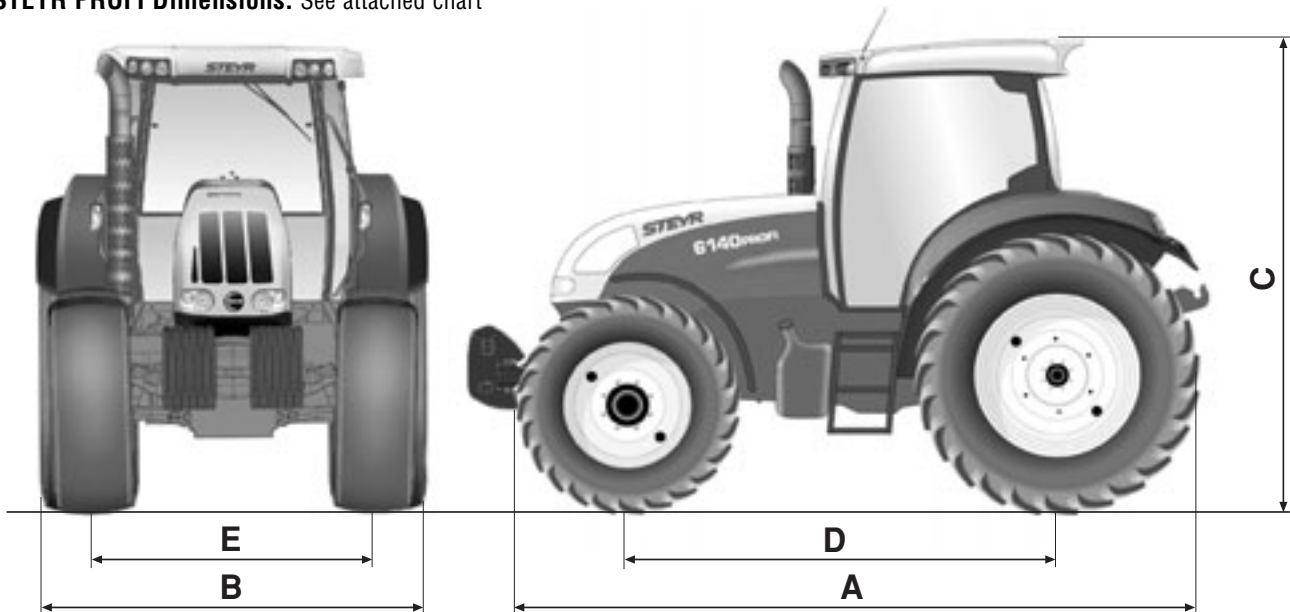
- Rated power at 2200 rpm = 104 kW (141 hp(cv))
- Max. power with Power Plus³⁾ at 1950 rpm = 131 kW (178hp(cv))
- Torque rise: 35%

³⁾Power Plus is available during mobile PTO and transport application

Speed diagram STEYR Power-8



STEYR PROFI Dimensions: See attached chart



STEYR SZ LOADERS:

Models	15 SZ	30 SZ	35 SZ	50 SZ
Max. lift capacity (kg)	2,540	2,300	2,640	2,800
Max height (mm)	3,740	4,070	4,070	4,260

	4110 PROFI	4120 PROFI	4130 PROFI	6115 PROFI	6125 PROFI	6140 PROFI
Cab	STEYR SK3 CAB					
	Steps on both sides, spacious, unobstructed access, internal noise level: 71 dB(A), air suspension seat, air conditioning system, interior lighting, 90° opening windscreen, tinted windows, opening rear window, wash/wipe system, roof-mounted worklight front and rear, central working light panel, Multicontroller armrest with Multicontroller lever , intuitiv control panel (ICP) and Steyr cross lever*, performance monitor.					
Optional:	Low profile cab, cab suspension, telescopic rear view mirrors, 2/4 worklights, rear window wipe-/wash system.					
Engine						
Rated power ECE R120 ⁴⁾ [kW/hp(cv)]	82 / 112	89 / 121	97 / 132	86 / 117	93 (127)	104 / 141
Rated power ECE R120 ⁴⁾ - Power Plus ³⁾ [kW/hp(cv)]	97 / 132	104 / 141	104 / 141	104 / 141	112 / 152	123 / 167
...at engine speed [rpm]	2200	2200	2200	2200	2200	2200
Maximum power ECE R120 ⁴⁾ [kW/hp(cv)]	90 / 123	98 / 134	105 / 142	94 / 128	101 / 138	112 / 152
Max. power ECE R120 ⁴⁾ - Power Plus ³⁾ [kW/hp(cv)]	105 / 142	107 (145)	107 (145)	112 (152)	120 / 163	131 / 178
...at engine speed [rpm]	1950	1950	1950	1950	1950	1950
Bore / Stroke [mm/mm]	104 / 132	104 / 132	104 / 132	104 / 132	104 / 132	104 / 132
No. of cylinders / capacity [cm ³]	4 / 4485 / turbocharged, intercooled			6 / 6728 / turbocharged, intercooled		
Max. torque @ 1400 rpm [Nm/kpm]	520	563	594	543	593	613
Max. torque - Power Plus ³⁾ @ 1600 rpm [Nm/kpm]	550	573	608	575	620	678
Torque rise - Standard / Power Plus (%)	46 / 31	45 / 27	41 / 35	45 / 27	47 / 28	35 / 27
Cooling / exhaust type	Long-term antifreeze / A-post mounted					
Fuel tank capacity [litres]	176	176	176	250	250	250
Transmission						
Type	STEYR Power-8, 8 speeds, 2 ranges, Power Shuttle					
Number of speeds / with creeper [FxR]	16x16 / 32x32	16x16 / 32x32	16x16 / 32x32	16x16 / 32x32	16x16 / 32x32	16x16 / 32x32
Number of speeds 50 kph [FxR]	17x16	17x16	17x16	17x16	17x16	17x16
Number of speeds 40 kph Eco [FxR]	17x16	17x16	17x16	17x16	17x16	17x16
PTO shaft						
PTO speed [rpm]	Electro-hydraulic shifttable with soft start, exchangeable 6/21 spline, 1 3/8"					
...at engine speed [rpm]	540 / 540E / 1000					
Front PTO* / Engine speed [rpm]	1969 / 1546 / 2120					
	1000 / 2120					
Hydraulic System						
Max. pump flow and system type [l/min]	113 l/min with CCLS (closed centre load sensing)					
Max. system pressure [bar]	210	210	210	210	210	210
Control	EHR (electr. hitch response) with dynamic ride control					
Max. lift capacity [kp]	7864	7864	7864	7864	7864	7864
Max. number of remote valves	4	4	4	4	4	4
Category type	Cat.II/III	Cat.II/III	Cat.II/III	Cat.II/III	Cat.II/III	Cat.II/III
Lift capacity front hitch* [kp]	3700	3700	3700	3700	3700	3700
4-wheel-drive						
Engagement / drive train	Electro-hydraulic with Traction Management / centre					
Front axle / Steering						
Steering system / steering wheel	Standard or suspended front-axle*)					
Steering angle / turning diameter [m]	Hydrostatic, Loadensing-system / telescopic/tilt adjustment					
	55° / 8.1	55° / 8.1	55° / 8.1	55° / 8.7	55° / 8.7	55° / 8.7
Brakes						
Service brake	Servo-assisted hydraulically operated oil-immersed disc brakes					
Hand brake	Mechanical action on rear axle disc brakes					
Front-axle brake*)	Integrated front-axle brake, Opti-Stop					
Trailer brake*)	Single- and dual-line compressed air or hydraulic					
Standard Tyres²⁾						
Front	14.9 R24	14.9 R24	14.9 R24	14.9 R28	14.9 R28	14.9 R28
Rear	16.9 R38	16.9 R38	16.9 R38	18.4 R38	18.4 R38	18.4 R38
Dimensions¹⁾						
Max. A length / B width / C height [mm]	4292 / 1873 / 2876			4532 / 1913 / 2920		
D wheel base / E track setting front / rear [mm]	2412 / 1407-2108 / 1430-2030			2652 / 1407-2108 / 1430-2030		
Weight						
Minimum weight [kg]*)	4820	4820	4820	4940	4940	4950
Permissible total weight [kg]	9000	9000	9000	9000	9000	9000
	4110 PROFI	4120 PROFI	4130 PROFI	6115 PROFI	6125 PROFI	6140 PROFI

*) to comply with legislation and specification in your country N/A not available

1) with standard tyres

2) Other tyre option on request

3) Power Plus is available under specific conditions during transport and mobile PTO applications

4) ECE R120 correspond to ISO 14396 and 97/68/ECText



Dealer installed accessories:
In addition to the high level of standard equipment delivered with your CVT tractor, we also offer a selection of optional accessories that you can obtain at any time from your STEYR dealer.


PROFI

Power through innovation!

At the heart of STEYR's product philosophy is the farmer. He makes a major contribution to our quality of life and STEYR is the partner for his success. When you buy a new STEYR Profi Series tractor you get much more than just a tractor. In fact, as you will discover first-class service comes as standard and that promise is backed up by every STEYR dealer, where you'll find fully trained service engineers and state-of-the-art diagnostic systems to keep you productive and profitable. This level of reassurance extends to genuine STEYR parts that are despatched to your dealer within minutes.

Your STEYR dealer will also be happy to advise you on the finance options available for your new machine, because no-one knows more about the agricultural business. From research and development to final assembly, all the way through to our parts system and expert customer advice and satisfied STEYR customers around the world are the best proof of this - for a successful future in a global market choose STEYR.

Your STEYR dealer:



Steyr recommends **AKCELA**™ lubricants



MAX - the new premium service. We are always ready for you, around the clock, the whole year. Express delivery: when and where you need it. You get top priority during the season because your harvest cannot wait. Just call the free number **00800 7839 7000** and MAX will take care of your issue.

The call is free. However some European Operators may apply a charge, if the call is made from a mobile phone. For any information about charge rate, please enquire in advance from your provider.

SAFETY FIRST. Before using the equipment please read the operating instructions and ensure that all controls function correctly. Pay special attention to the signs and notices and use the safety appliances fitted for your personal safety.

This literature has been published for world wide circulation. The standard and optional equipment and the availability of individual models may vary from one country to the next. STEYR reserves the right to undertake modifications without prior notice to the design and technical equipment at all times without this resulting in any obligation whatsoever to make such modifications to units already sold. Whilst every effort is made to ensure that the specifications, descriptions and illustrations in this brochure are correct at the time of going to press, these are also subject to change without prior notice. Illustrations may show optional equipment or may not show all standard equipment.

TP01 / SM / 11.09 / Printed in Italy - Cod. n. 9S0002/COM - www.steyr-traktoren.com **www.steyr-traktoren.com**

STEYR

POWER THROUGH INNOVATION

